深圳市创豪欣电子科技有限公司
Shenzhen Changhaoxin Electronics Technolog Co.Ltd.

Professional connector supplier

Contacts: Augus

TEL: +86 0755 27522808

公司簡介

Company introduction

■发展历程：

1998年在浙江成立乐清创豪电子科技有限公司，
2005年在深圳成立销售办事处，
2006年在深圳成立新力超精密连接器有限公司，
2010年在深圳成立创豪欣电子科技有限公司。

主要研发与销售游戏机连接器、计算机连接器、通讯连接器、LED转接头等，并设计承制精密冲压、射出成型、及各式开关类等尖端科技产品，于1998年建厂至今，已拥有分公司多家（包括模具加工厂、模具冲压厂、线切割、电脉冲、自动机生产等），建地面积约3000平方米。目前拥有员工200余人，固定资产达500万人民币。

■公司经营理念及宗旨

创豪电子科技有限公司秉持：品质、技术、责任、荣誉、创新，的经营理念，遵循“以人为本的”的宗旨，以“优良的品质精干的技术合理的成本，责任的配合度”来满足客户的需求，不断追求成熟高效的管理体系，不断开发、生产高品质及令顾客满意的科技新产品。并提供优质的售后服务。

■研究开发实力

创豪电子在计算机连接器及排针排母接插件、开关类等尖端科技产品行业已具有多年的研发及开发经验，拥有一批优秀的具有丰富经验研发人员，具有自行开发设计、制造及加工能力，公司每年在研发方面投入大量的资金，以保持产品的技术更新。

■销售网络

创豪电子不但国内各重要城市设有固定销售网点，产品已远销东欧、美国、北美、俄罗斯及亚太等地区，建立了广泛而稳固的客户经销网络。产品以其良好的“性价比”赢得了广大消费者的欢迎和信赖。

■未来计划及前景

创豪电子已成为深受来自各行业客户信赖的计算机连接器及游戏机接插件、开关类等尖端科技产品制造商。本公司认为，目标前全球正处于信息数码崭新时代的开端，由于全球对于信息科技的需求持续增长，尤其是互联网及多媒体应用的日渐普及，对计算机连接器及各式开关类等尖端科技产品的需求也会持续急速增长。因此，本公司将一如既往地恪守信用，不懈进取，继续壮大科研，管理、生产力量，为广大消费者提供优质的产品和服务，建立良好的企业形象，致力成为世界前列的开发。制造，销售计算机连接器及排针排母接插件、开关类等尖端科技产品的现代化企业。

組織架構圖

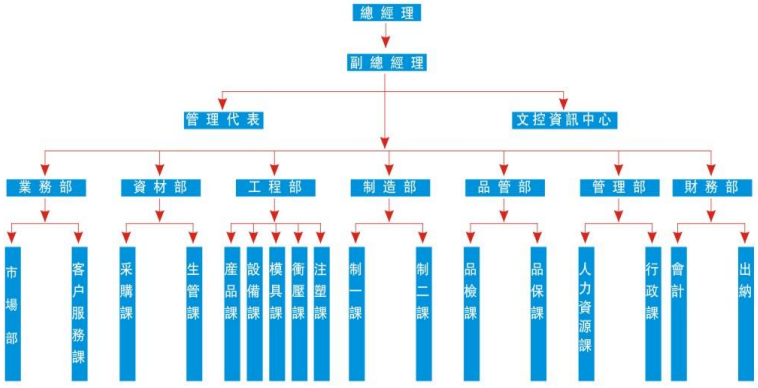

公司针对客户日益提升的需求，配置了各种先进的生产设备及检测设备，对产品从原材料、生产过程、成品等全过程进行监控，使产品的各项理化指标都能满足客户或超越客户的要求。

只有高品质、高效率、低成本的产品才是值得客户信赖的。生产管理系统，检测试验系统，质量控制系统等融合于所有产品生产过程中，广泛应用于先进的技术，生产和检验设备，真正做到高品质、高标准服务于国内外客户。


2.5次元测绘仪


微电脑插拔力测试机


打端子机


导通测试仪


拉拔力测试机


硬度测试仪


盐水喷雾试验机


无铅回流焊


投影仪


卷带包装


手工生产车间


自动机生产车间


自动机生产车间


自动机生产车间


铣床车间


磨床车间

目录索引

排针排母编码原则

×	×	× × ——	×	×	× ×	×	×	×	×××	×
系列	间距	塑高	双塑	单排	PIN位	电镀	材质	角度	端子	流水号
P-排针 2	1-2.54mm	1.0-10	1-单塑	1-单排	1~40P/50P	A-1u″	A-PBT	S=180°	00Y=排母Y型端子	排针 / 排母
F-排母 3	2-2.0mm	1.5-15	2-双塑	2-双排	2~40/50P	B-3u″	B-PA46	R=90°	00U=排母U型端子	0-常用规格
4	3-1.27mm	1.6-16	3-3塑	3-3排	3~40/50P	C-5u″	C-PA6T	M=SMT	00F=排母封口端子	0-3.0 / 1-内柱
5	4-1.0mm	1.7-17		4-4排	4~40/50P	D-10u″	D-PA9T	W=蜈蚣脚	00Q=排母四面包端子	1-3.0/6.0(双塑) / 2-大小定位柱
6	5-0.8mm	2.0-20				E-15u″	E-LCP	Z=Z型		2-3.0/3.0(双塑) / 3-带凸点
7	6-3.96mm	2.54-25				F-30u″		Y=135°		3-2.8/4.0(双塑) / 4-堵孔
8	7-5.08mm	2.6-26(间距1.27排距2.54)				S-镀锡		H=侧插		4-2.6/3.5(双塑) / 5-宽1.8
		3.4-34				H-半金锡		X=侧插SMT		其它另作说明 / 6-宽2.2
		3.5-35						L=卧式SMT		7-宽5.0
		4.9-49								8-宽6.0
		5.0-50								其它另作说明
		5.7-57								
		4.0-40								
		4.3-43								
		4.6-46								
		6.8-68								
		7.1-1								
		7.2-72								
		8.5-85								
		8.3-83								
		11.0-11								

简牛/牛角编码原则

X	X	× ×	×	× ×	×	×	×	××	X	X	×
系列	间距	塑高	双塑	PIN位	电镀	材质	角度	缺PIN	颜色	耳长	流水号
B-简易牛角	1-2.54mm	5.65=56	1-单塑	06~64P	A-1u″	A-PBT	S-180°	K-20=20	B=Black	A=长耳	0=常用规格
E-牛角	2-2.0mm	5.7=57	2-双塑		B-2u″	B-PA46	R-90°		G=Grey	B=短耳	1=
	3-1.27mm	6.35=63			C-5u″	C-PA6T	M-SMT		Y=Yellow	W=无耳	2=
		7.1=71(间距1.27排距2.54)			D-15u″	D-PA9T	Y=刺破压线		W=White		
		7.2=72			E-镀锡	E-LCP			R=Red		
		9.0=90			F-半金锡				U=Blue		
		13.1=13									

0.8*1.2mm Board Spacer, Dual Row, S.M.T

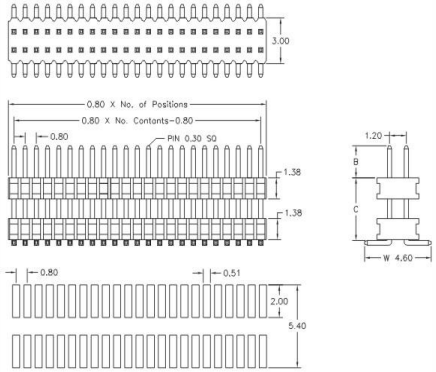

1.00mm Pin Header, Single/Dual Row, Straight

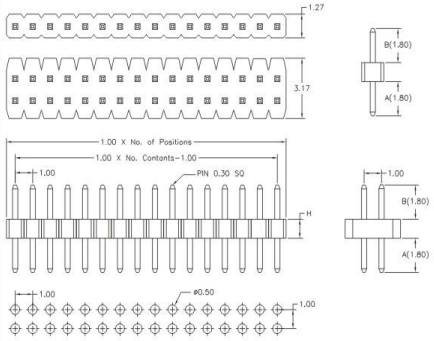

1.00mm Pin Header, Dual Row, S.M.T



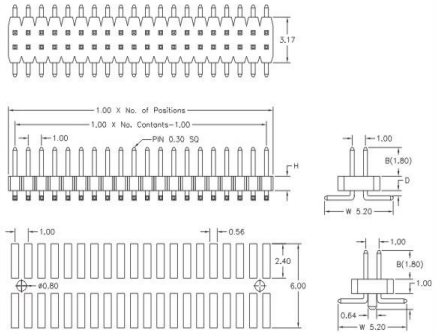

1.00mm Board Spacer, Dual Row, Straight



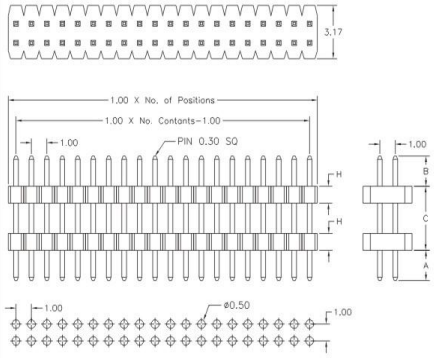

1.00mm Board Spacer, Dual Row, S.M.T

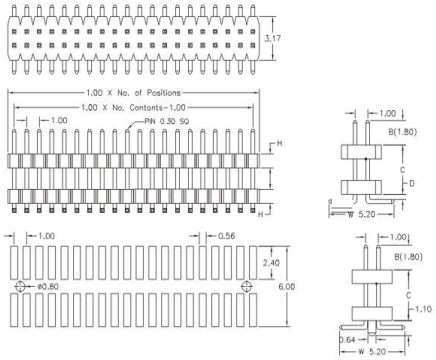

1.27mm, 0.40SQ Pin Header, Single Row, Straight/Right Angle



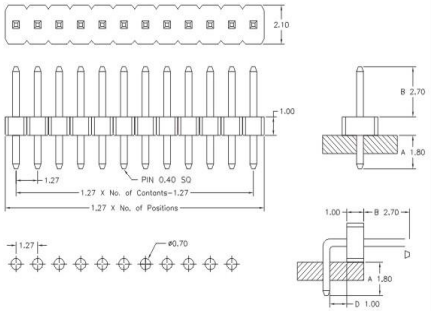

1.27mm, 0.40SQ Pin Header, Single Row, S.M.T



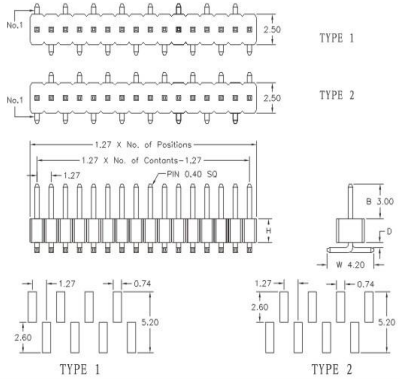

1.27mm, 0.40SQ Board Spacer, Single Row, Straight/Right Angle



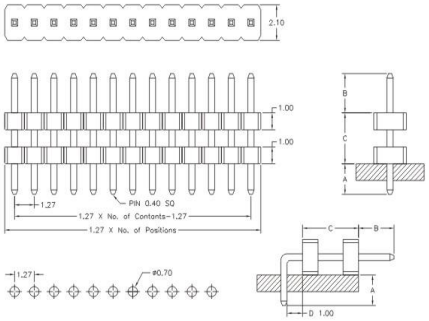

1.27mm, 0.40SQ Pin Header, Single Row, Straight/Right Angle



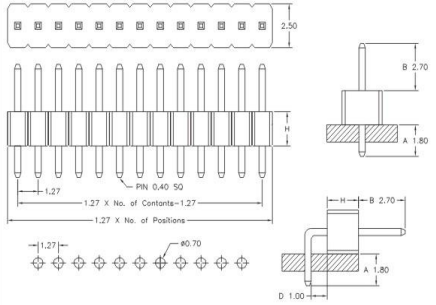

1.27mm, 0.40SQ Pin Header, Single Row, S.M.T

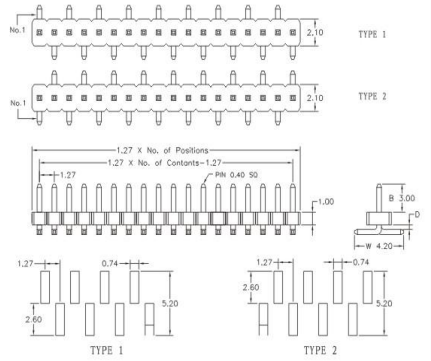

1.27mm, 0.40SQ Board Spacer, Single Row, Straight/Right Angle

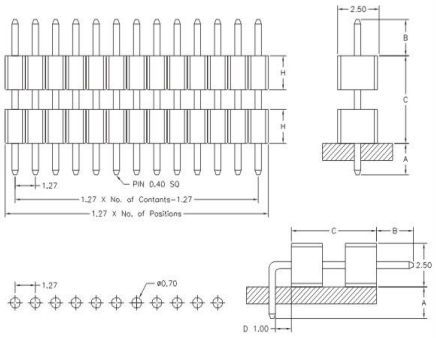

1.27mm, 0.40SQ Board Spacer, Single Row, S.M.T



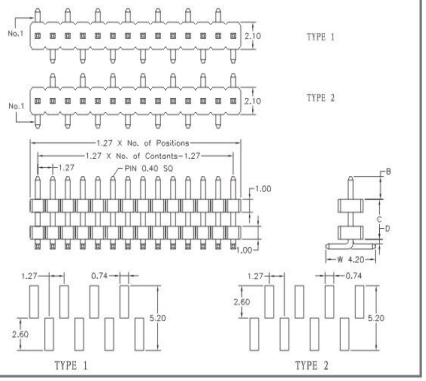

1.27mm, 0.40SQ Board Spacer, Single Row, S.M.T



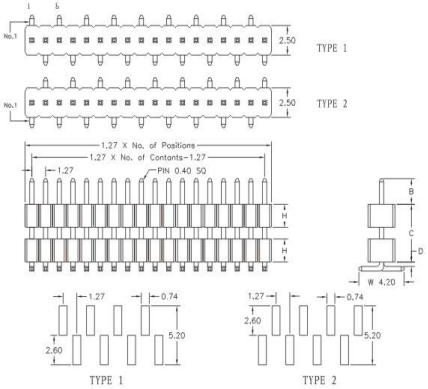

1.27mm, 0.46SQ Pin Header, Single Row, Straight/Right Angle



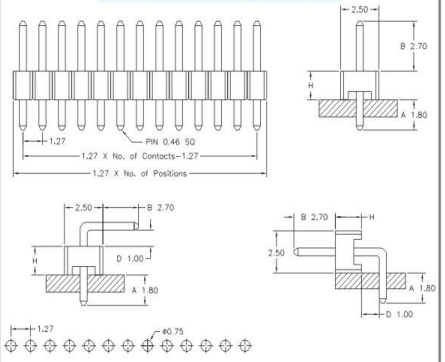

1.27mm, 0.46SQ Board Spacer, Single Row, S.M.T

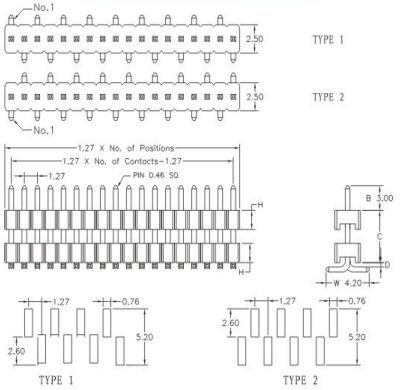

1.27mm Pin Header, Dual Row, Straight/Right Angle

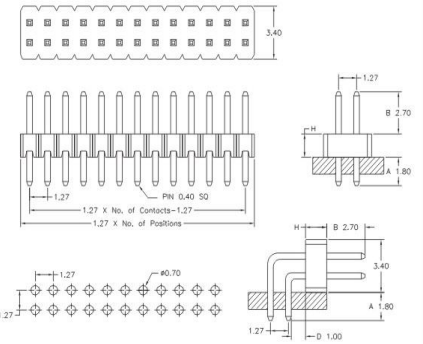

1.27mm, 0.46SQ Pin Header, Single Row, S.M.T

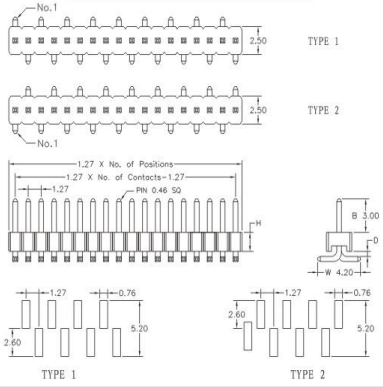

1.27mm, 0.46SQ Board Spacer, Single Row, Straight/Right Angle



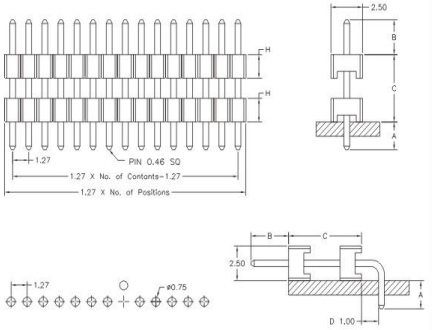

1.27mm Pin Header, Dual Row, Straight/Right Angle

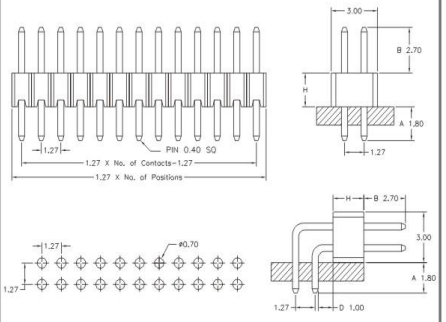

1.27mm Pin Header, Dual Row, S.M.T



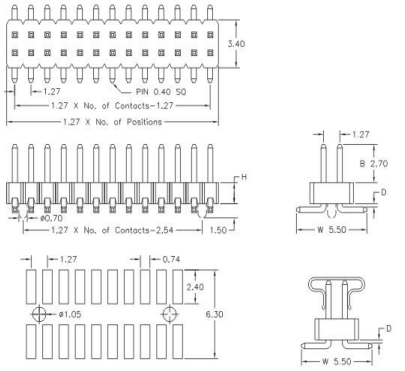

1.27mm Pin Header, Dual Row, S.M.T



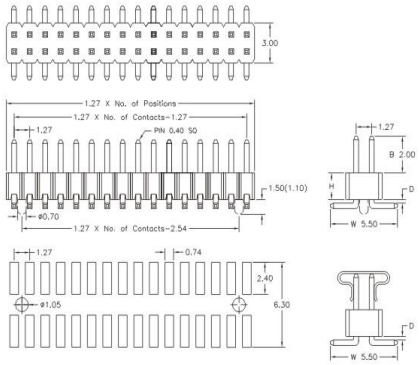

1.27mm Board Spacer, Dual Row, Straight/Right Angle

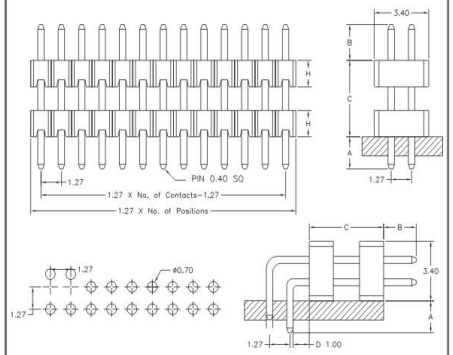

1.27mm Board Spacer, Dual Row, S.M.T

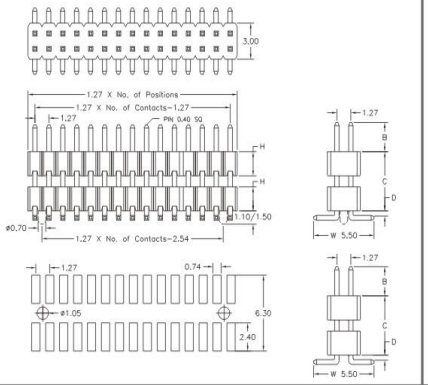

1.27mm Pin Header, Dual Row, Right Angle, S.M.T

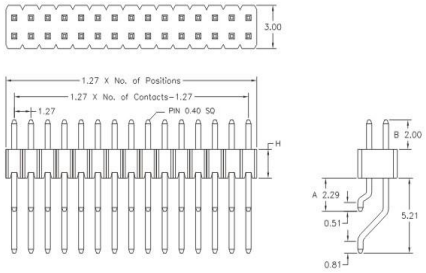

1.27mm Board Spacer, Dual Row, Straight/Right Angle



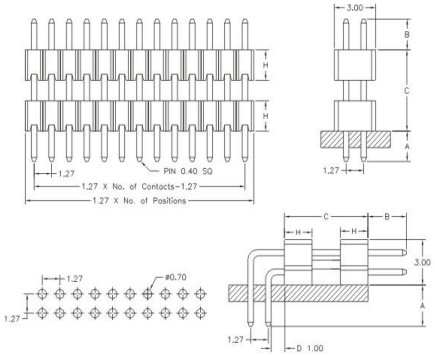

1.27mm Board Spacer, Dual Row, S.M.T

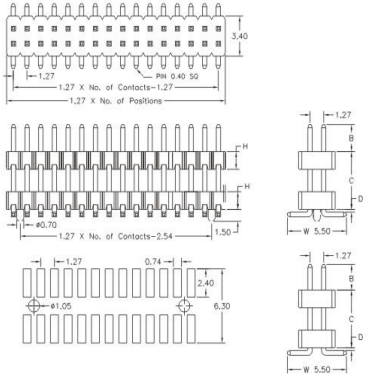

1.27*2.54mm Pin Header, Dual Row, Straight/Right Angle



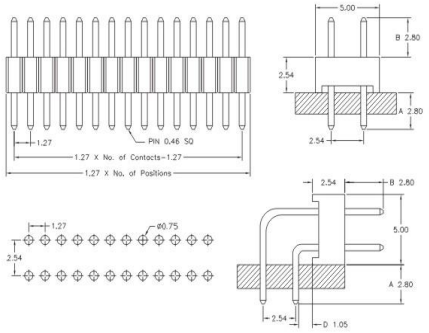

1.27*2.54mm Pin Header, Dual Row, S.M.T

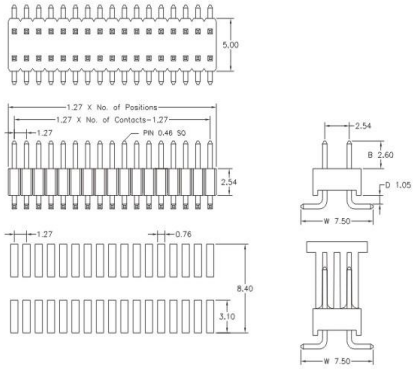

1.27*2.54mm Board Spacer, Dual Row, Straight

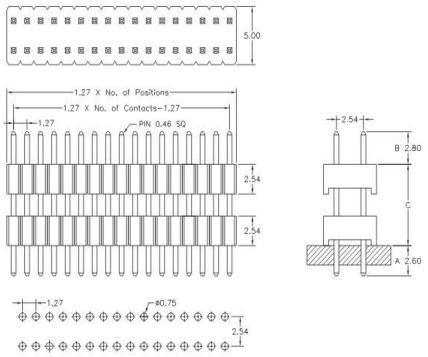

1.27*2.54mm Board Spacer, Dual Row, S·M·T



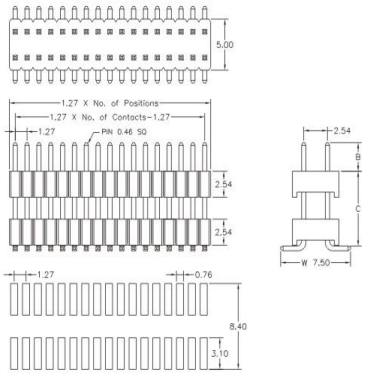

2.00mm Pin Header, Dual Row, Straight/Right Angle

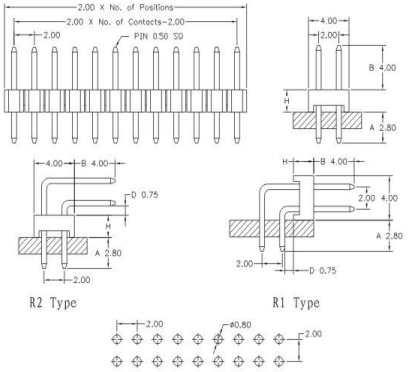

2.00mm Pin Header, Dual Row, S.M.T

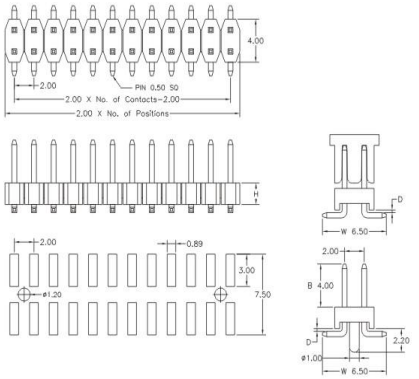

2.00mm Pin Header, Single Row, Straight/Right Angle



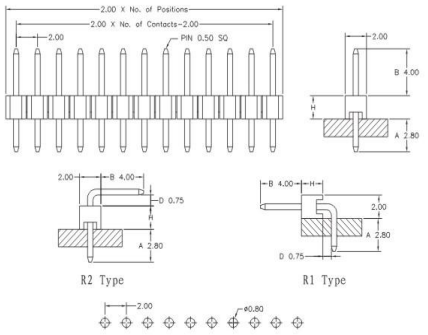

2.00mm Pin Header, Single Row, S.M.T



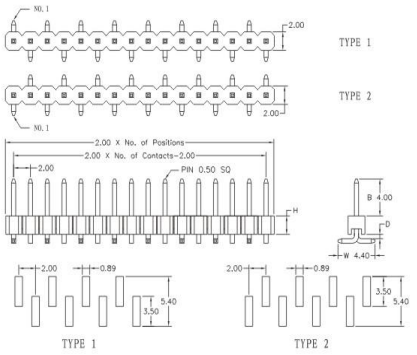

2.00mm Board Spacer, Single Row, Straight/Right Angle



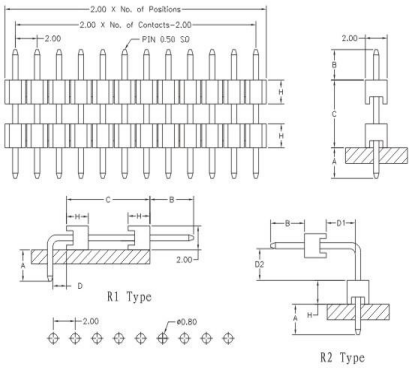

2.00mm Board Spacer, Single Row, S.M.T



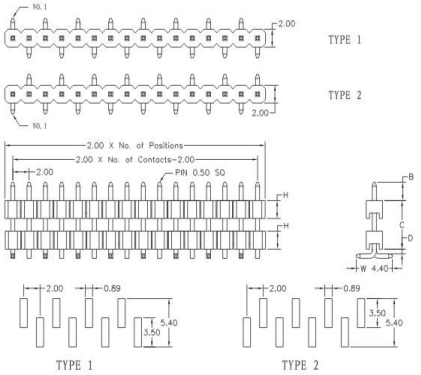

2.00mm Board Spacer, Dual Row, Straight/Right Angle



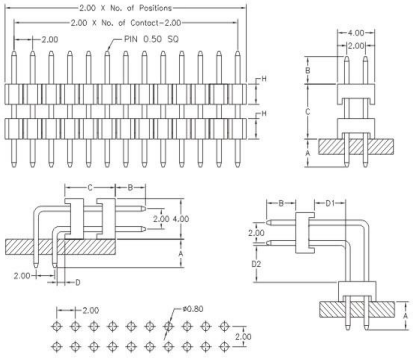

2.00mm Board Spacer, Dual Row, S.M.T



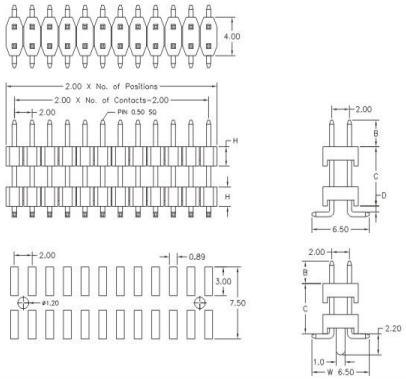

2.00mm Pin Header, Dual Row, Right Angle, S.M.T

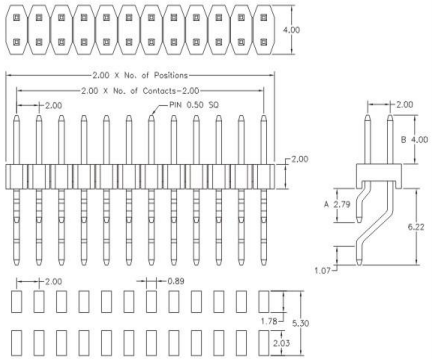

2.00mm Pin Header, Dual Row, Straight/Right Angle

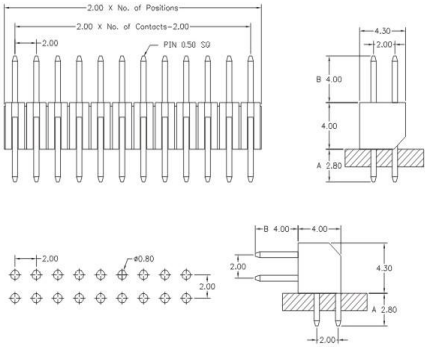

2.00mm Pin Header, Single Row, Right Angle

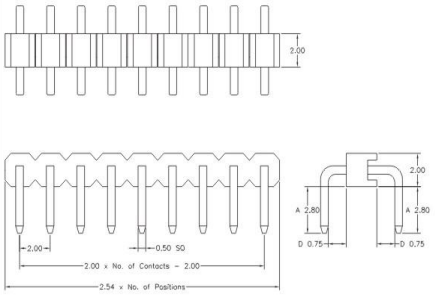

2.00mm Pin Header, Single Row, Right Angle, S.M.T



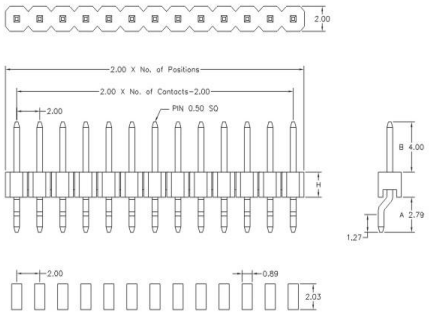

2.00mm Pin Header, Triple/Quad Row, Straight

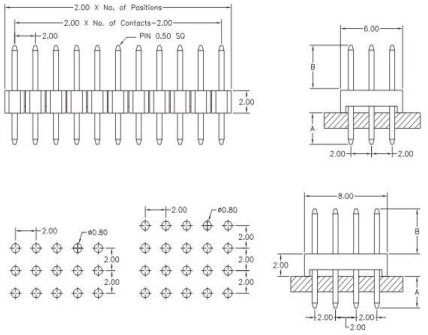

2.0mm Pin Header

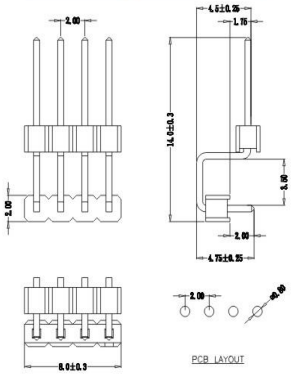

2.54mm Pin Header

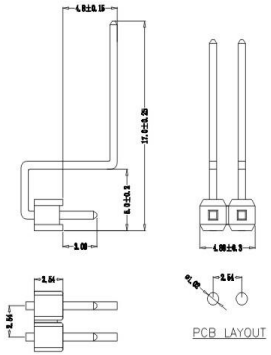

2.54mm Pin Header, Single Row, Straight/Right Angle



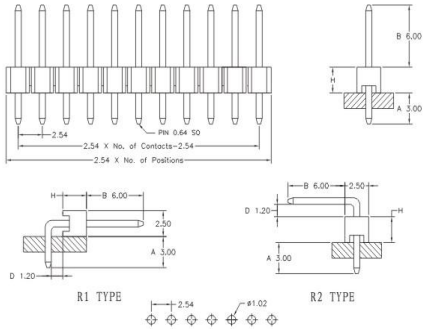

2.54mm Pin Header, Dual Row, S.M.T

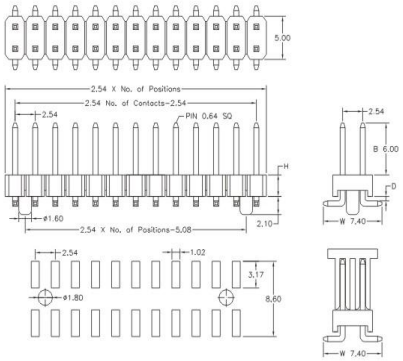

2.54mm Board Spacer, Single Row, Straight/Right Angle



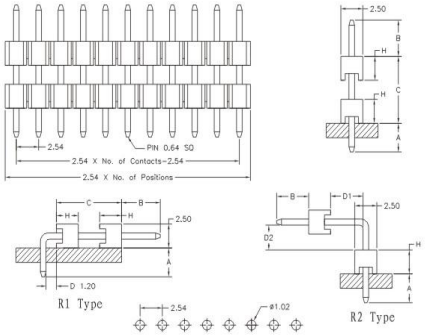

2.54mm Pin Header, Single Row, S.M.T



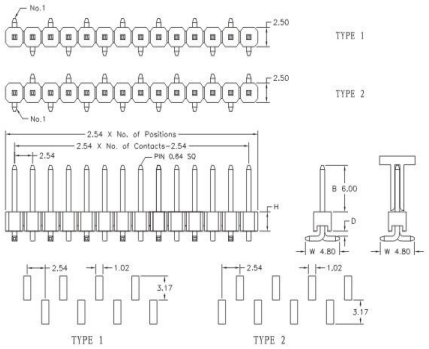

2.54mm Pin Header, Dual Row, Straight/Right Angle

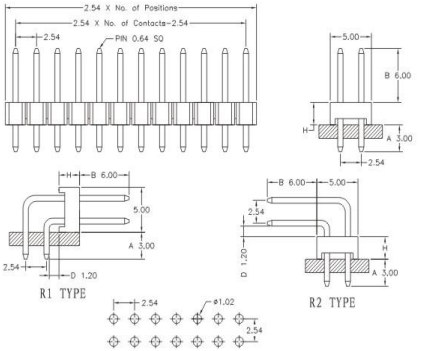

2.54mm Board Spacer, Dual Row, Straight/Right Angle



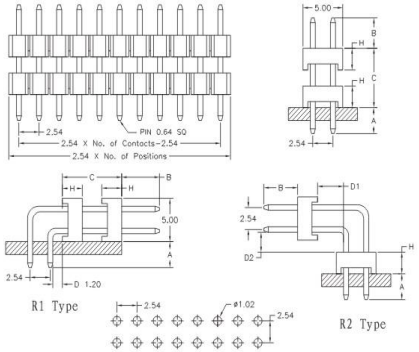

2.54mm Board Spacer, Dual Row, S.M.T



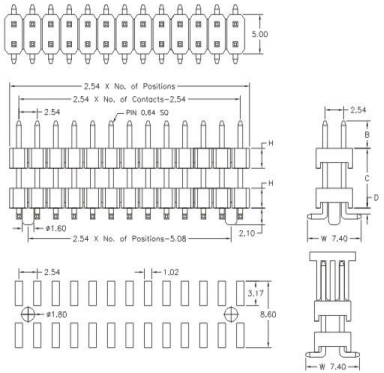

2.54mm Pin Header, Single Row, Right Angle, S.M.T

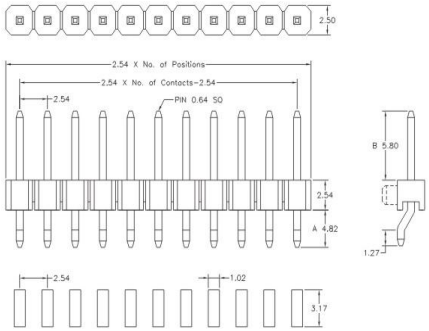

2.54mm Pin Header, Dual Row, Right Angle, S.M.T

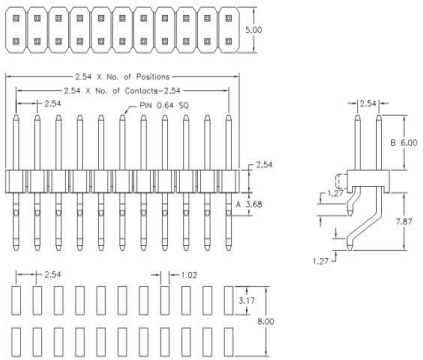

2.54mm (0.1") Pin Header, Hook

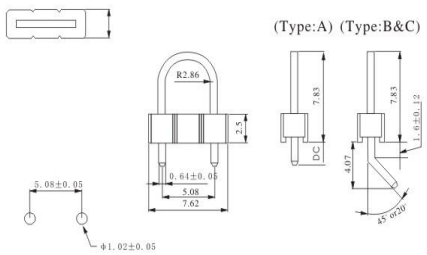

P.C.B LAYOUT

The length of pin for contact side and PCB side can be optional, based upon customer´s demands

0.8*1.2mm Female Header, Dual Row, S.M.T



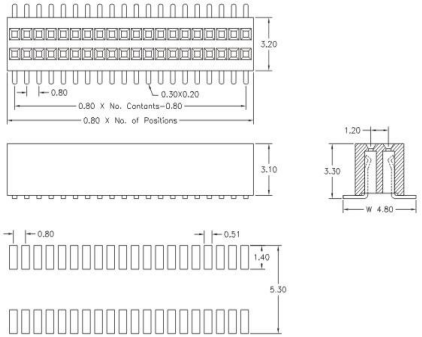

2.54mm Pin Header, Triple Row, Straight/Right Angle



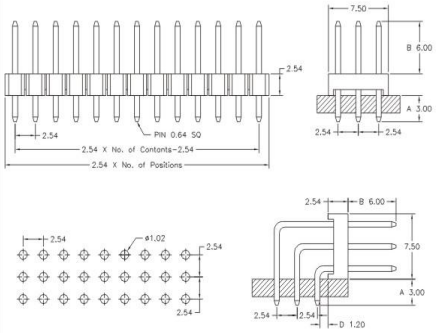

2.54mm Pin Header, Dual Row, Straight/Right Angle



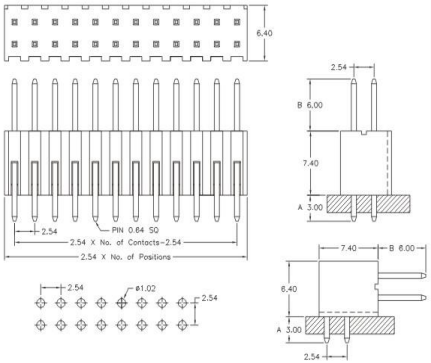

1.0mm Female Header Single Row Bottom Entry



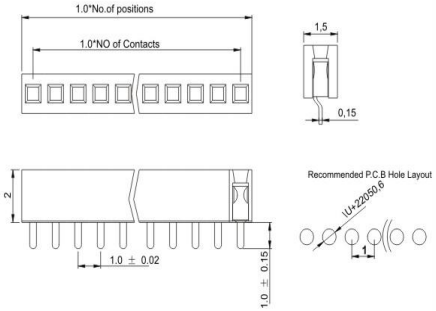

1.00mm Female Header, Dual Row, S.M.T



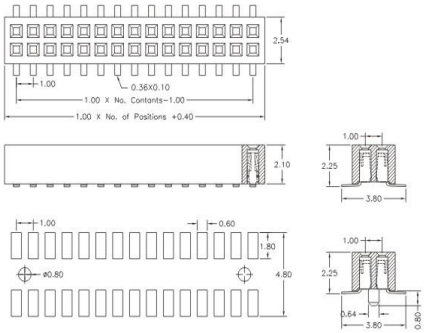

1.27mm Female Header, Single Row, S.M.T



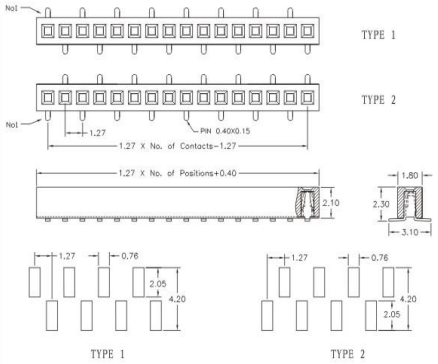

1.27mm Female Header, Dual Row, S.M.T



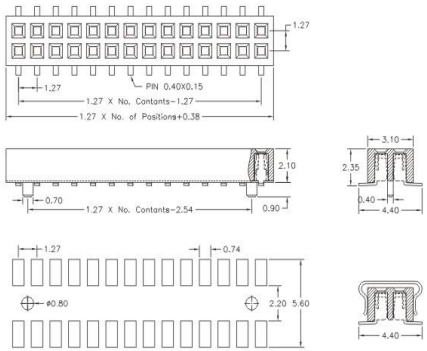

1.27mm Female Header, Single Row, S.M.T

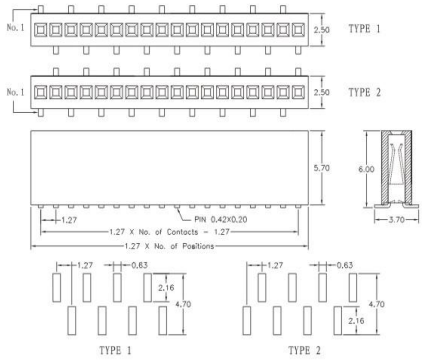

1.27mm Female Header, Dual Row, S.M.T

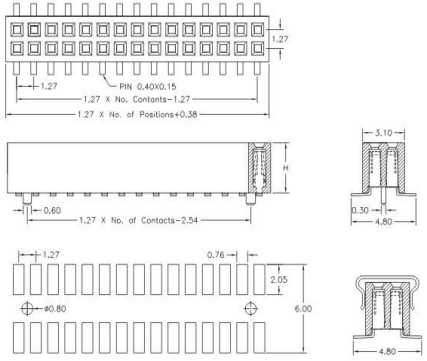

1.27mm Female Header, Single/Dual Row, Straight



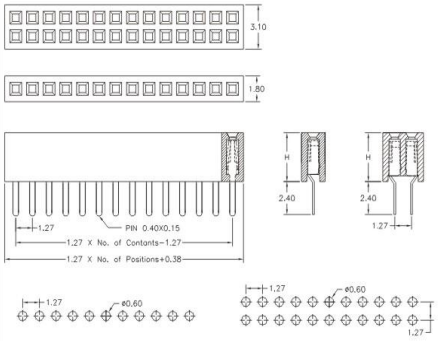

1.27mm Female Header, Single Row, S.M.T



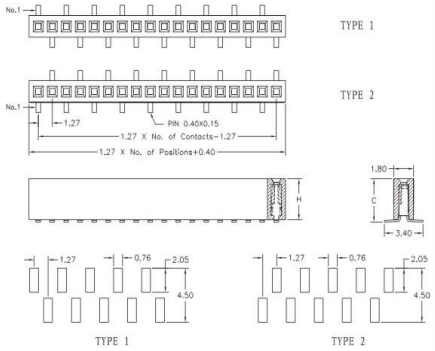

1.27mm Female Header, Dual Row, S.M.T

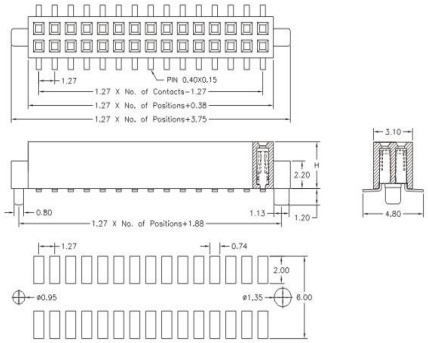

1.27mm Female Header, Dual Row, Side Entry, Right Angle



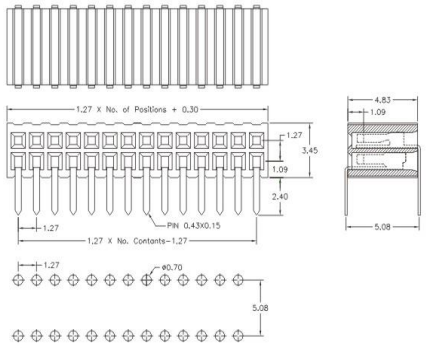

1.27*2.54mm Female Header, Dual Row, S.M.T



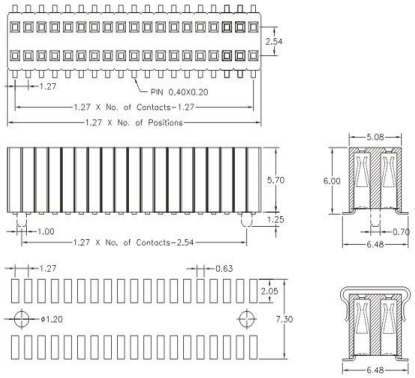

1.27*2.54mm Female Header, Single/Dual Row, Straight



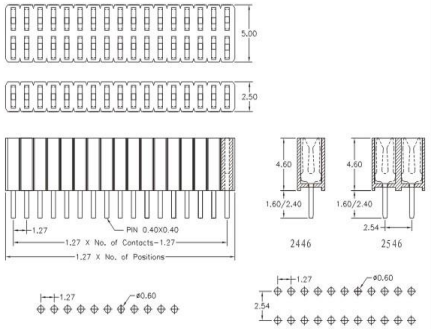

1.27*2.54mm Female Header, Single/Dual Row, Straight



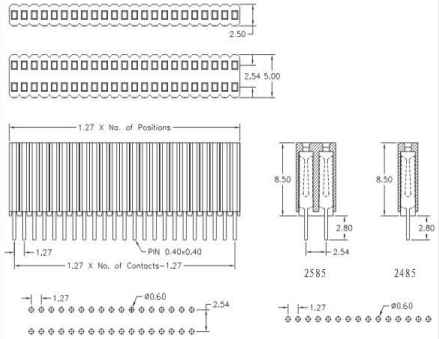

2.00mm Female Header, Single Row, Side Entry, S.M.T

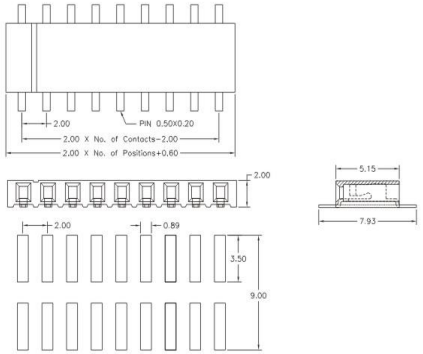

2.00mm Female Header, Dual Row, S.M.T



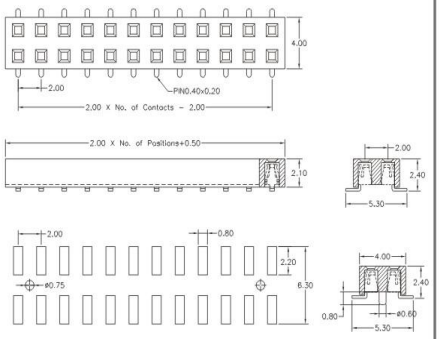

2.00mm Female Header, Dual Row, S.M.T



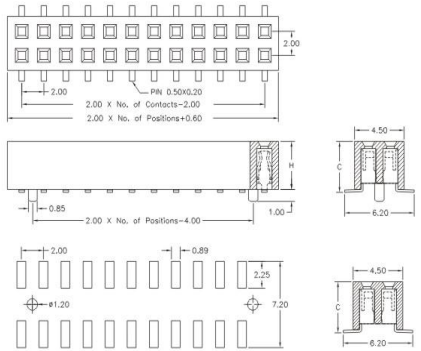

2.00mm Female Header, Single Row, Straight



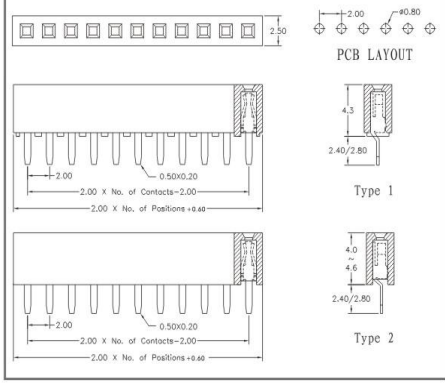

2.00mm Female Header, Dual Row, Straight

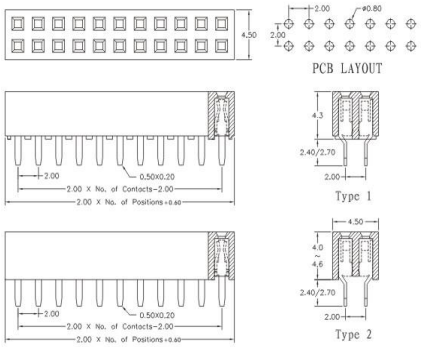

2.00mm Female Header, Single Row, Right Angle



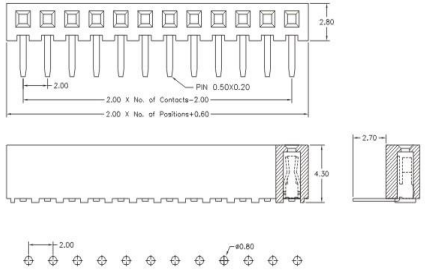

2.00mm Female Header, Single Row, S.M.T



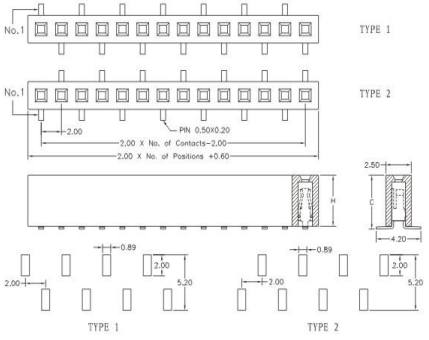

2.00mm Female Header, Dual Row, Straddle



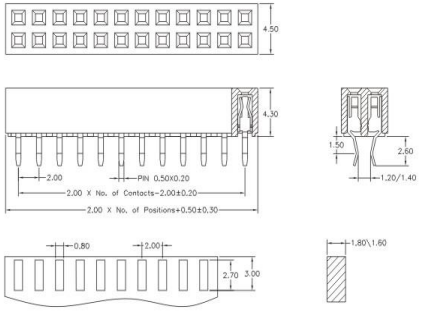

2.00mm Female Header, Dual Row, Side Entry



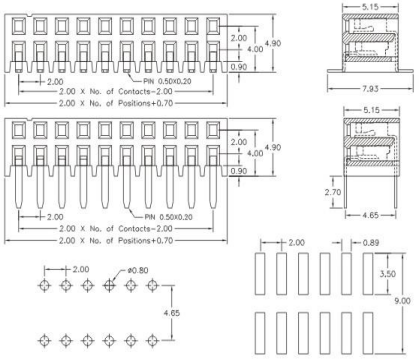

2.00mm Female Header, Single Row, Bottom Entry



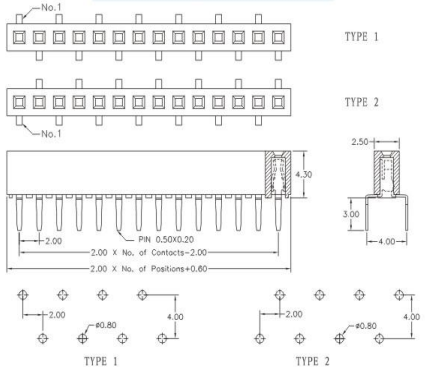

2.00mm Female Header, Dual Row, Bottom Entry



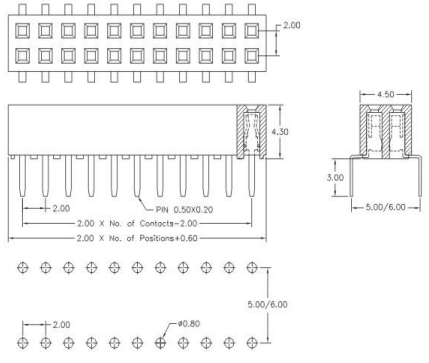

2.0mm Female Header

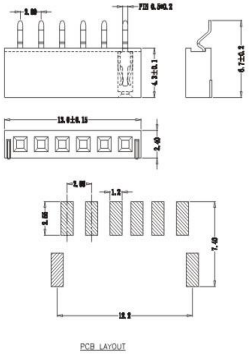

2.00mm Female Header, Single/Dual/Quad Row, Straight

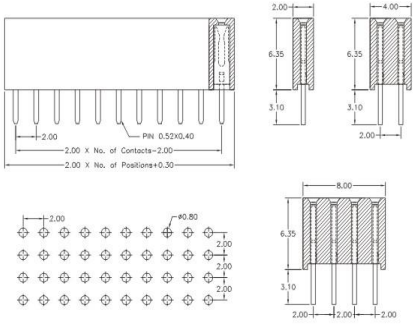

2.00mm Female Header, Dual Row, Right Angle



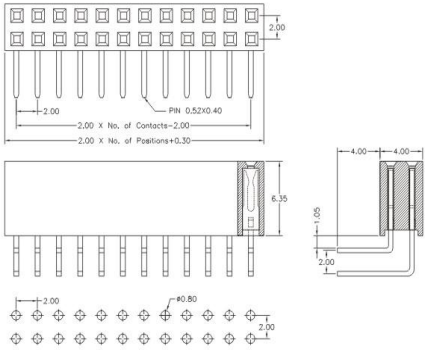

2.00mm Female Header, Dual Row, Straight (PC104)



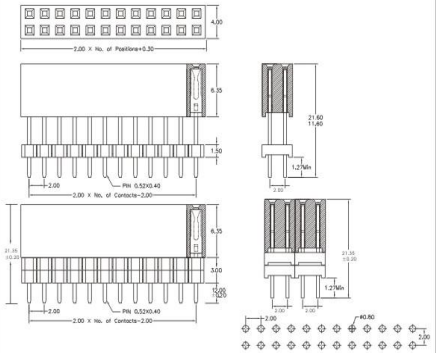

2.54mm Female Header, Single Row, Side Entry



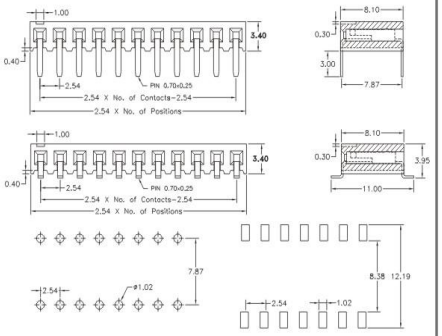

2.54mm Female Header, Single/Dual Row, Straight



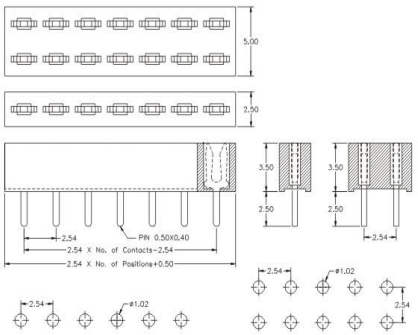

2.00mm Female Header, Dual Row, Straight



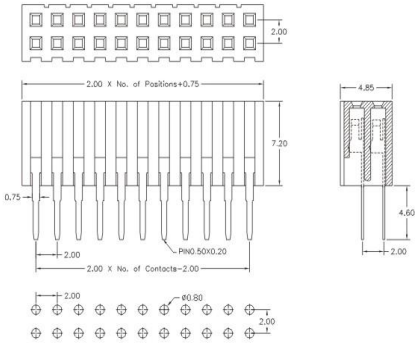

2.00mm Female Header, Dual Row, Right Angle

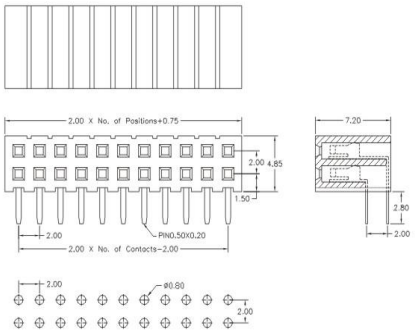

2.54mm Female Header, Dual Row, Straight



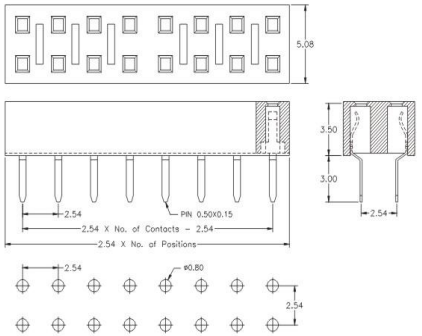

2.54mm Female Header, Dual Row, S.M.T



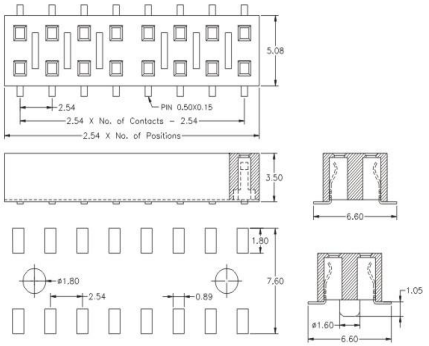

2.54mm Female Header, Dual Row, Bottom Entry



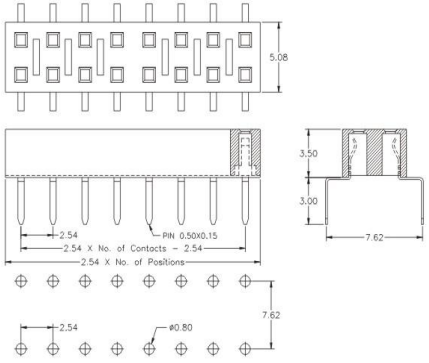

2.54mm Female Header, Single/Dual Row, Straight

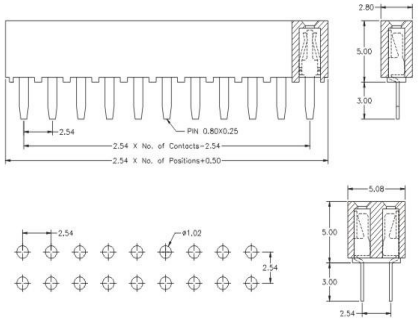

2.54mm Female Header, Single Row, Right Angle



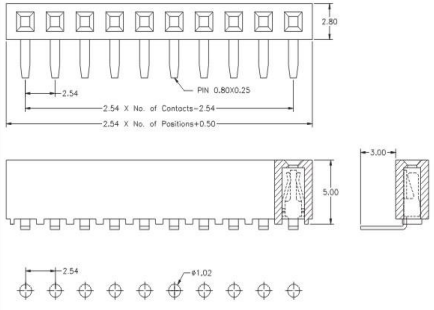

2.54mm Female Header, Single Row, S.M.T

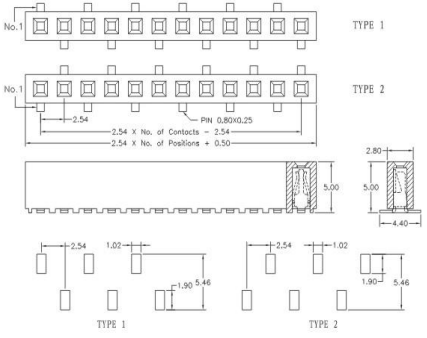

2.54mm Female Header, Single Row, Bottom Entry



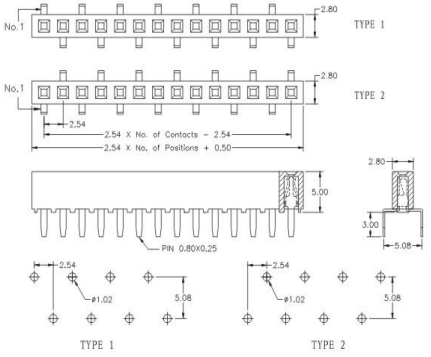

2.54mm Female Header, Single Row, Bottom Entry

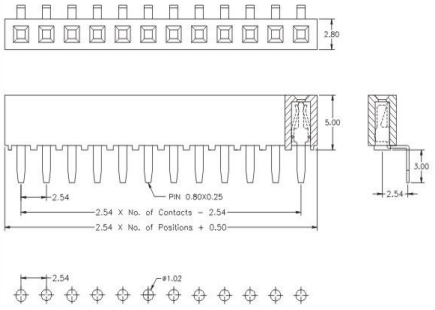

2.54mm Female Header, Dual Row, S.M.T



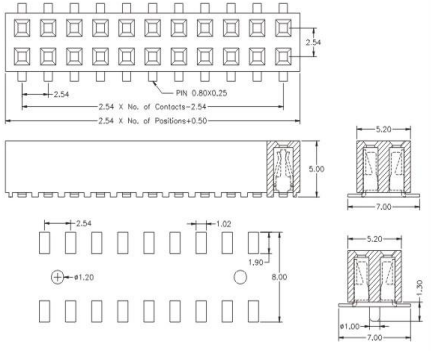

2.54mm Female Header, Dual Row, Bottom Entry



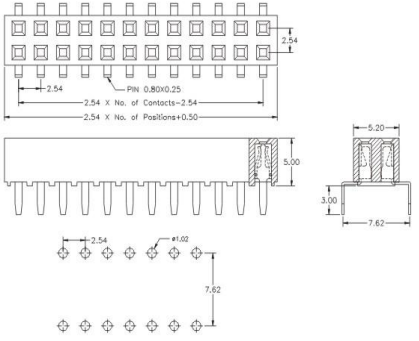

2.54mm Female Header, Single/Dual Row, Straight



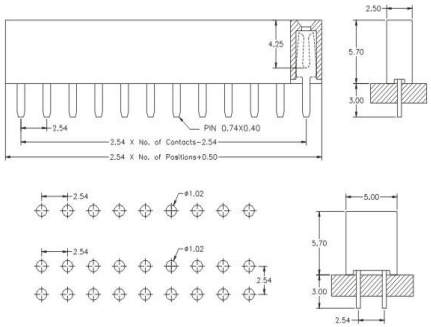

2.54mm Female Header, Single/Dual Row, Right Angle



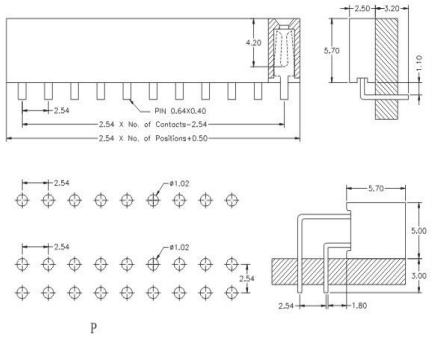

P

2.54mm Female Header, Dual Row, Side Entry



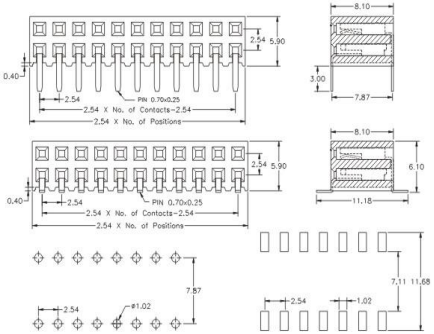

2.54mm Female Header, Single/Dual Row, Top Entry, Straight

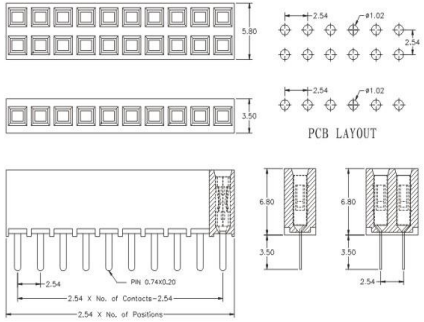

2.54mm Female Header, Dual Row, Straddle

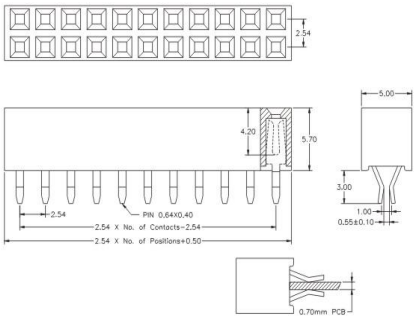

2.54mm Female Header, Dual Row, S.M.T



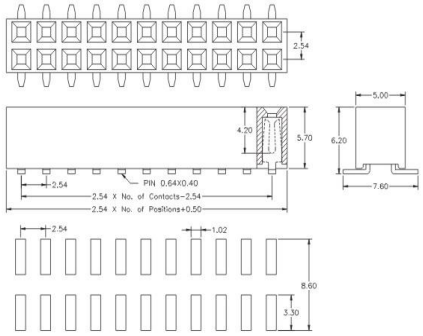

2.54mm Female Header, Dual Row, Straight



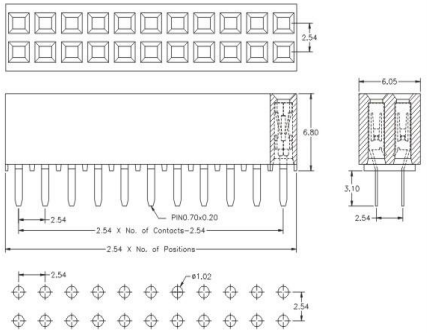

2.54mm Female Header, Single/Dual Row, Straight



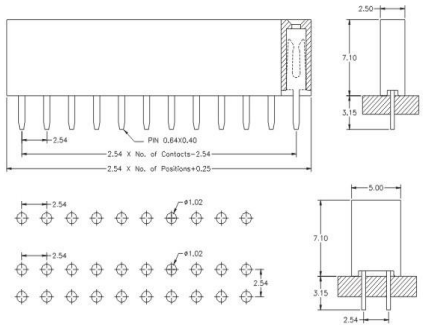

2.54mm Female Header, Single/Dual Row, Right Angle

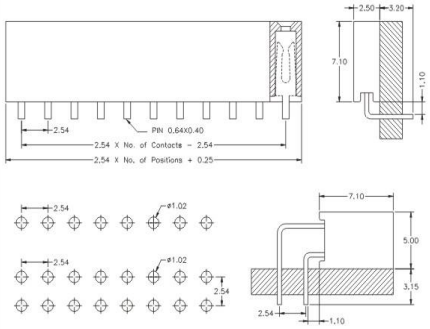

2.54mm Female Header, Single/Dual Row, Straight



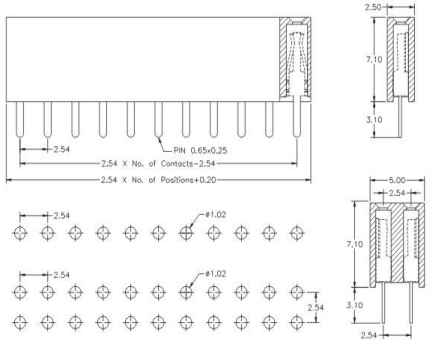

2.54mm Female Header, Single Row, S.M.T

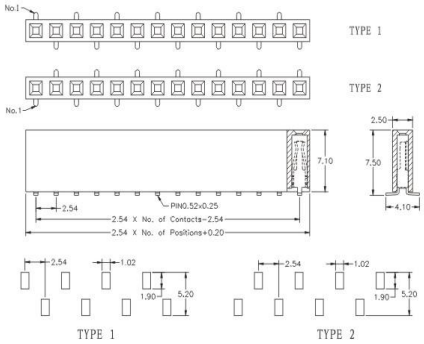

2.54mm Female Header, Dual Row, S.M.T



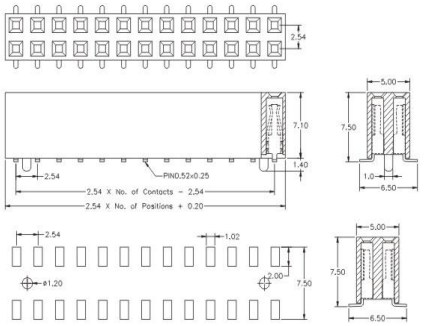

2.54mm Female Header, Triple Row, Straight/Right Angle

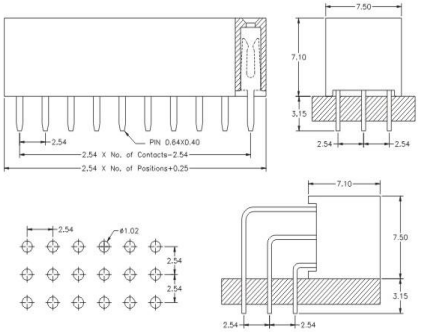

2.54mm Female Header, Single/Dual Row, Straight



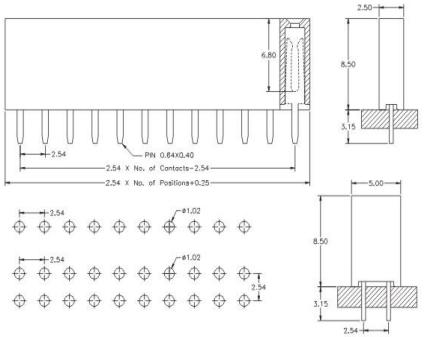

2.54mm Female Header, Single/Dual Row, Right Angle



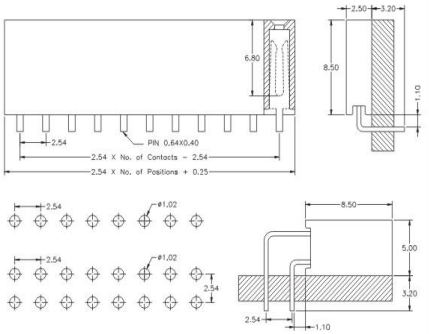

2.54mm Female Header, Dual Row, S.M.T



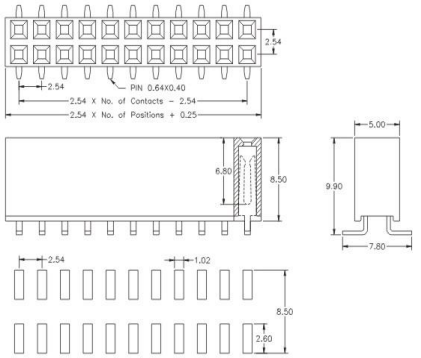

2.54mm Female Header, Single/Dual Row, Straight



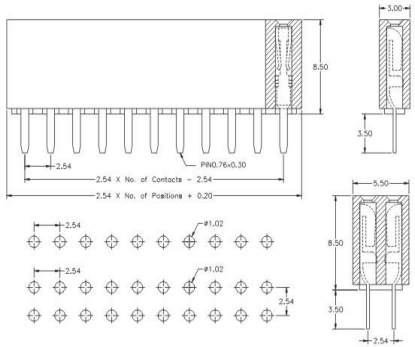

2.54mm Female Header, Dual Row With Bump

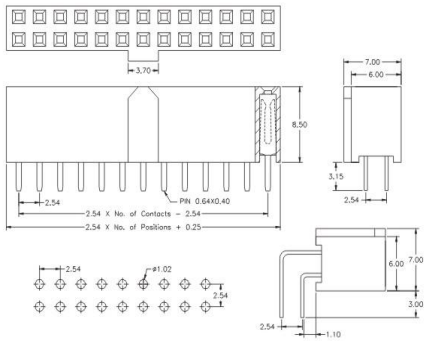

2.54mm Female Header, Triple Row, Straight/Right Angle



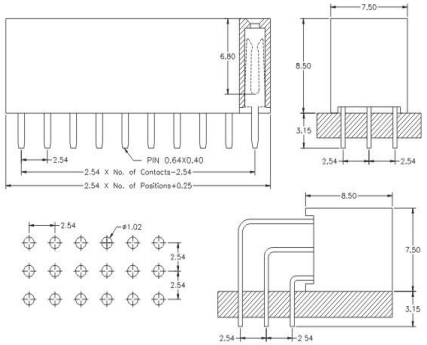

2.54mm Female Header, Single/Dual Row, Straight



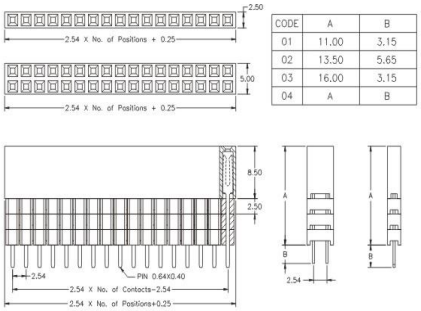

CODE	A	B
01	11.00	3.15
02	13.50	5.65
03	16.00	3.15
04	A	B

2.54mm Female Header, Single Row, Bottom Entry

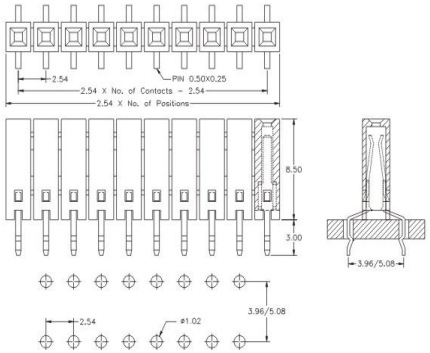

2.54mm Female Header, Dual Row, Bottom Entry



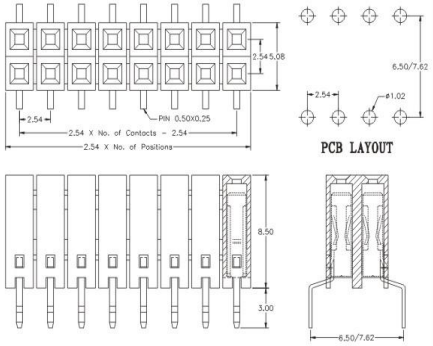

2.54mm Female Header, Dual Row, Straight (PC104)



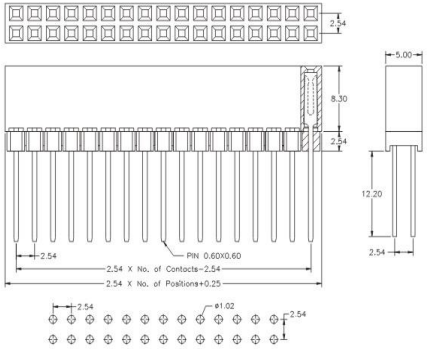

2.54mm Female Header, Dual Row, Straight (PC104)



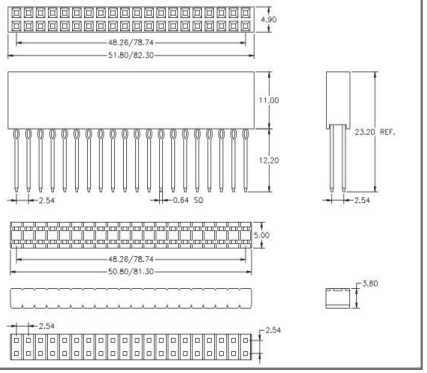

2.54mm Female Header, Dual Row, Straight



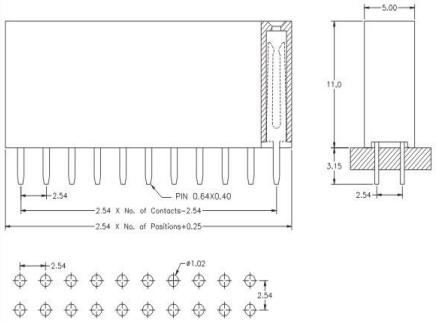

1.27mm BOX Header, Straight/S.M.T



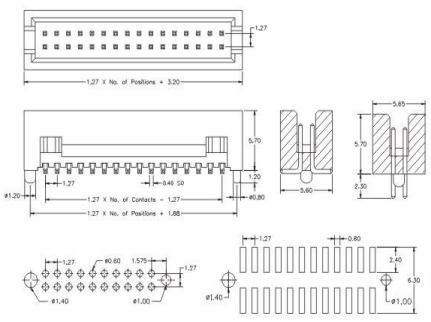

1.27*2.54mm BOX Header, Straight

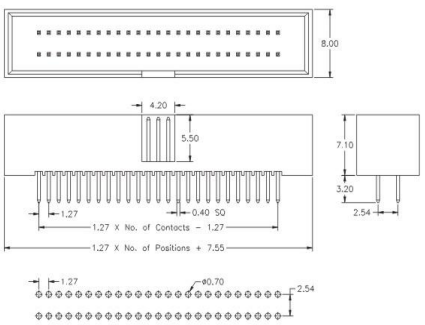

2.00mm BOX Header, Straight



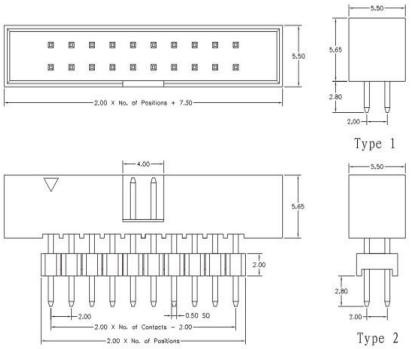

1.27mm BOX Header, Straight/S.M.T

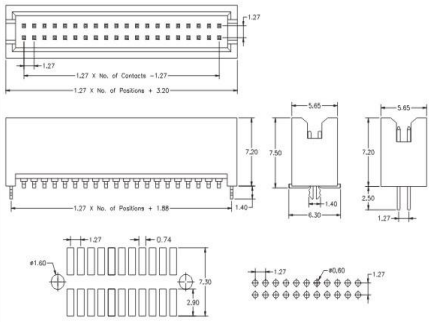

1.27mm BOX Header, S.M.T

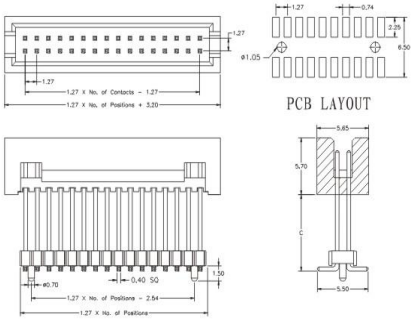

2.00mm BOX Header, Right Angle

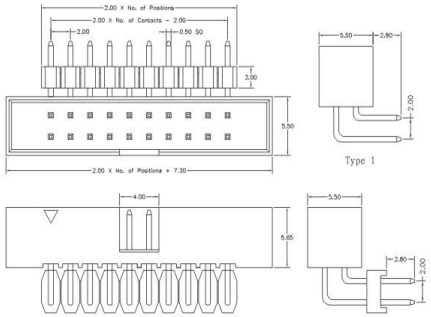

2.00mm BOX Header, S.M.T



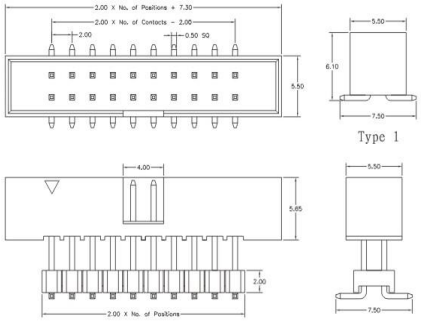

2.00mm BOX Header, Straight/S.M.T

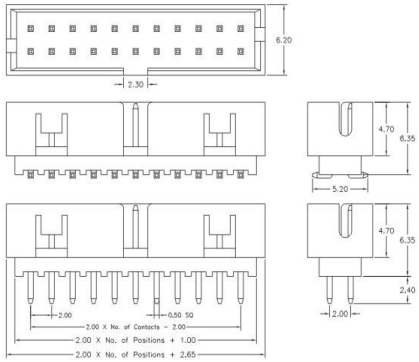

2.00mm Ejector Header, Straight/Right Angle/S.M.T

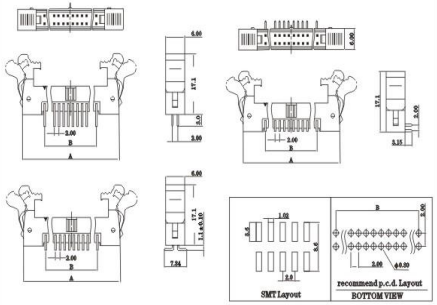

2.54mm BOX Header, Right Angle



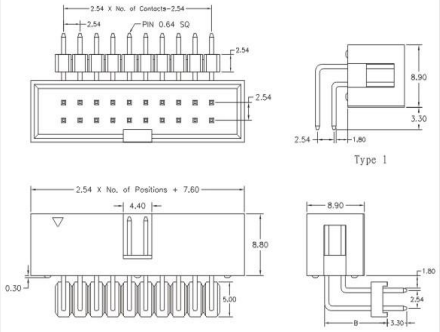

2.54mm BOX Header, S.M.T



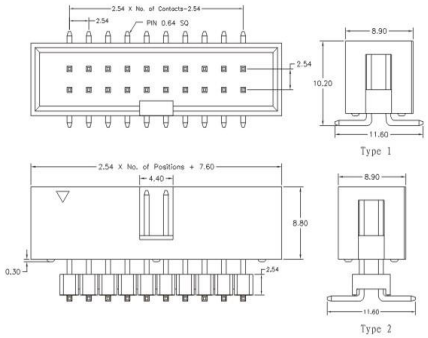

2.54mm BOX Header, Straight/S.M.T

No. Of Contacts	DIMENSIONS		
	A	B	B
6	5.08	7.96	10.16
8	7.62	10.50	12.70
10	10.16	13.40	15.24
12	12.70	15.58	17.78
14	15.24	18.12	20.32
16	17.78	20.66	22.86
18	20.32	23.20	25.40
20	22.86	25.74	27.94
22	25.40	28.28	30.48
24	27.94	30.82	33.02
26	30.48	33.36	35.56
28	33.02	35.90	38.10
30	36.56	38.44	10.64
32	38.10	40.98	43.18
34	40.65	43.52	45.70
36	43.18	46.06	48.26
38	45.72	48.60	50.80
40	48.26	51.14	53.34

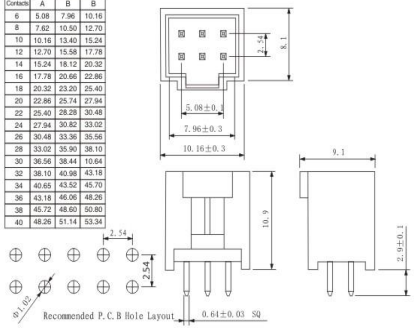

2.54mm BOX Header, Straight



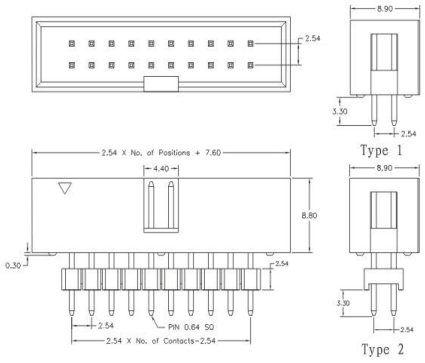

2.54mm Ejector Header, Straight/Right Angle

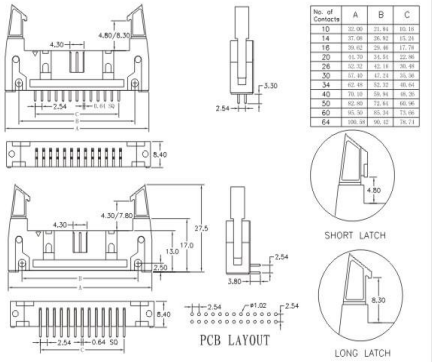

No. of Contacts	A	B	C
10	32.00	21.84	10.10
14	37.06	26.92	15.24
16	39.62	29.46	17.78
20	44.70	34.54	22.86
26	52.32	42.16	30.48
30	57.40	47.24	35.56
34	62.48	52.32	40.64
40	70.10	59.94	48.26
50	82.80	72.64	60.96
60	95.50	85.34	73.66
64	100.58	90.42	78.74

2.54mm Female Header

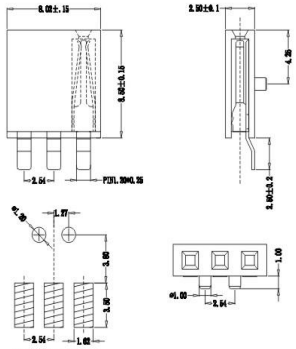

1.00mm FPC Connector ZIF S.M.T

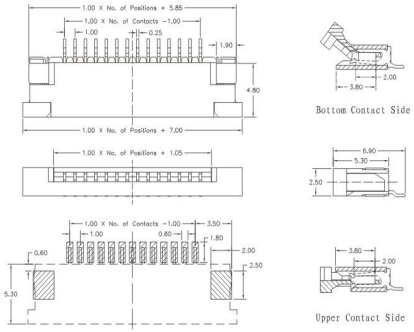

PCB LAYOUT

0.50mm FPC Connector ZIF S.M.T

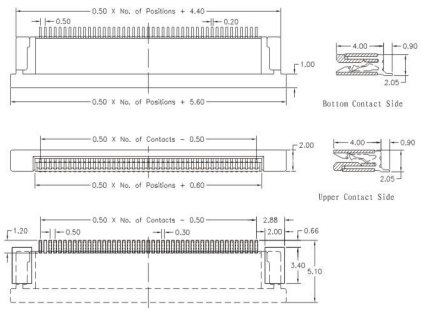

PCB LAYOUT

FFC & FLAT CABLE
扁平线和FFC

类型	常規型	
	俯示图	側視图
A	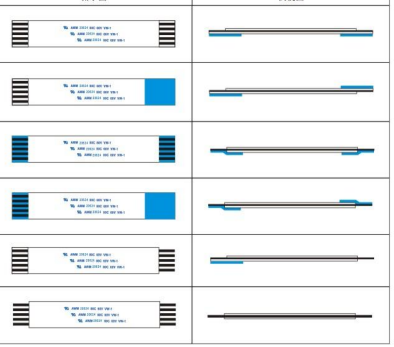	
B		
C		
D		
E		
F		

FFC & FLAT CABLE
扁平线和FFC

类型	派生型	
	俯示图	側視图
A	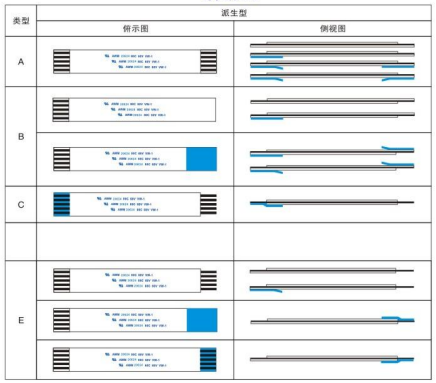	
B		
C		
E		

POGO PIN

1.Choose the style

Flat Type 平底式

穩定性好，針管底部為平底設計，易於與PCB板焊接

Stable quality. The bottom of barrel is designed as flat shape, easy to be mounted on PCB.

Right-Angle Type 側放式

側放式的設計大大減少產品的厚度。適用於當前超薄產品的電池連接部份。定位柱的設計更利於產品精確定位。

"Right-angle" design helps designer to narrow the space. Usually applied for the battery connector of super-thin electronic products. The design of housing positioning pin is good for precise position.

Bending Type 折彎式

針軸尾部折彎，提供設計人員在空間的利用上更多選擇

"Bending tail of barrel" offers engineers to have more choices on space adjustment.

Plug-in Type 插件式

針軸尾部帶有定位針。與PCB板焊接時，不會發生偏移現象，定位效果佳。

With positioning pin on the bottom of barrel. Hard to shift after mounted on PCB. Good performance on positioning.

Multiple Type 複合式

結合彈片及探針的設計，提供設計人員更有彈性的空間設計

"Bent metal plus pogo pin" offers engineers to have flexible design on space adjustment.

Double-Ended Pin 雙頭針



雙頭雙動的設計，讓工程師在板對板雙向連結有更多的空間彈性

Double-ended design offers engineers to have more choices of flexible space adjustment on board-to-board connection.

POGO PIN---插件式

P Plugo-in Type 插件式

针轴尾部带有定位针，与PCB板焊接时，不会发生偏移现象，定位效果佳。
With positioning pin on the bottom of barrel.Hard to shift after mounted on PCB.Good performance on positioning.

单针 Single Pin

单位（Unit:mm）

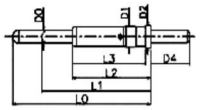

NOTE:
1.Materials
Plunger:Brass 3604/BeCu/SK4
Barrel:Brass 3604/BeCu/PHBZ
Spring:SUS304/SWP/PHBZ
2.Plating
Contact Surface:10 μ minimum Au over50–100 μ Ni
3.Electrical
Rated Current & Voltage:DC 12V ; 1A
Contact Resistance:50m Ω maximum at Working Height.

料号(带尾PIN)	总长mm	工作高度 L1	行程mm	弹力gf+/-20%	管长L2	针头外径mm	管身外径mm	底座外径mm	尾PIN长
FRK-2019-P	2.10	1.60	0.50	80	1.45	0.80	1.25	1.40	1.00
FRK-2020-P	2.60	1.95	0.65	90	1.80	0.80	1.25	2.00	1.20
FRK-2021-P	2.60	2.15	0.45	60	2.00	0.90	1.55	2.10	1.40
FRK-2022-P	2.60	2.70	0.10	10	2.10	0.80	1.25	2.40	1.20
FRK-2023-P	3.40	2.70	0.70	60	2.50	0.80	1.30	1.70	1.00
FRK-2024-P	3.50	2.60	0.90	130	2.10	1.00	1.60	1.80	0.80
FRK-2025-P	3.50	2.50	1.00	110	2.30	0.90	1.51	1.80	1.20
FRK-2026-P	3.70	2.90	0.80	110	2.50	0.90	1.50	2.00	1.00
FRK-2027-P	3.90	3.05	0.85	70	2.95	1.00	1.90	2.50	1.00
FRK-2028-P	3.95	2.85	1.10	110	2.50	1.00	1.48	1.80	1.20
FRK-2029-P	4.00	3.00	1.00	80	2.30	1.00	1.53	1.50	1.20
FRK-2030-P	4.10	3.50	0.60	80	3.15	0.70	1.15	1.60	1.20
FRK-2031-P	4.15	3.15	1.00	100	2.90	1.00	1.43	1.45	1.20
FRK-2032-P	4.20	3.60	0.60	40	2.80	1.80	1.30	1.40	1.20
FRK-2033-P	4.20	3.50	0.70	60	3.15	0.70	1.27	1.60	1.20
FRK-2034-P	4.30	3.50	0.80	110	3.00	0.90	1.50	2.00	1.20
FRK-2035-P	4.30	3.75	0.55	100	3.30	0.90	1.50	1.83	1.20
FRK-2036-P	4.35	4.05	0.30	20	3.10	0.90	1.55	2.10	1.20
FRK-2037-P	4.40	3.50	0.90	80	3.15	0.70	1.15	1.60	1.20
FRK-2038-P	4.50	3.50	1.00	80	3.15	0.70	1.27	1.60	1.20
FRK-2039-P	4.78	4.08	0.70	110	3.60	0.95	1.48	1.90	1.20
FRK-2040-P	4.80	4.30	0.50	70	2.90	0.90	1.51	1.80	1.00
FRK-2041-P	4.80	3.00	1.80	120	2.80	1.00	1.51	1.80	1.00
FRK-2042-P	4.80	4.00	0.80	110	4.10	1.03	1.50	2.10	1.50
FRK-2043-P	4.80	4.00	0.80	110	3.30	1.00	1.50	2.10	1.50
FRK-2044-P	4.80	3.80	1.00	70	3.40	1.10	1.58	2.60	1.50
FRK-2045-P	4.90	4.10	0.80	90	3.00	0.90	1.30	1.60	1.50
FRK-2046-P	5.00	3.80	1.20	150	4.50	2.00	3.2	2.00	1.50
FRK-2047-P	5.00	4.00	1.00	90	3.60	0.90	1.48	1.90	1.20
FRK-2048-P	5.20	4.15	1.05	70	3.05	1.40	1.48	1.83	1.20
FRK-2049-P	5.20	4.20	1.00	110	11.20	0.90	1.50	1.90	1.20
FRK-2050-P	5.35	4.35	1.00	130	4.00	1.00	1.50	1.00	1.20
FRK-2051-P	5.40	3.80	1.60	100	3.60	0.90	1.51	1.90	1.00
FRK-2052-P	5.40	4.40	1.00	127	3.90	0.90	1.43	1.50	1.00
FRK-2053-P	5.40	5.00	0.40	120	4.05	0.60	0.95	1.40	1.20
FRK-2054-P	5.45	4.35	1.10	80	4.10	0.70	1.15	1.15	1.20

料号(带尾PIN)	总长mm	工作高度 L1	行程mm	弹力gf+/-20%	管长L2	针头外径mm	管身外径mm	底座外径mm	底座外径mm
FRK-2055-P	5.50	4.50	1.00	110	4.00	0.90	1.46	1.90	1.00
FRK-2056-P	5.50	4.50	1.00	70	4.00	0.90	1.47	1.90	1.00
FRK-2057-P	5.50	5.00	0.50	100	4.50	1.00	2.00	2.00	1.40
FRK-2058-P	5.50	4.50	1.00	60	4.00	0.90	1.47	1.90	1.40
FRK-2059-P	5.50	4.20	1.30	60	4.00	1.10	1.60	2.10	1.20
FRK-2060-P	5.60	4.70	0.90	100	1.20	1.00	1.51	2.00	1.50
FRK-2061-P	5.60	3.70	1.90	100	3.50	0.80	1.54	2.80	1.20
FRK-2062-P	5.70	4.70	1.00	80	4.30	1.00	1.51	1.80	1.00
FRK-2063-P	5.70	5.20	0.50	120	4.70	0.90	1.43	1.43	1.20
FRK-2064-P	5.80	4.80	1.00	120	4.00	0.90	1.50	1.50	1.40
FRK-2065-P	5.80	4.50	1.30	80	4.00	0.90	1.49	1.49	1.50
FRK-2066-P	5.90	5.20	0.70	40	5.05	0.42	0.75	0.75	1.60
FRK-2067-P	5.90	5.00	0.90	70	4.50	1.00	1.50	1.78	1.20
FRK-2068-P	5.90	4.90	1.00	80	4.70	0.70	1.20	1.18	1.20
FRK-2069-P	6.00	4.50	1.50	110	3.80	2.30	3.00	1.70	1.20
FRK-2070-P	6.05	5.50	0.55	100	5.40	0.45	0.90	1.12	1.00
FRK-2071-P	6.05	5.10	0.95	65	4.50	0.60	1.08	1.30	1.00
FRK-2072-P	6.10	5.40	0.70	50	4.25	0.90	1.30	1.30	1.40
FRK-2073-P	6.15	5.15	1.00	80	4.75	0.90	1.55	2.10	1.40
FRK-2074-P	6.20	5.20	1.00	110	3.95	0.90	1.43	0.51	1.20
FRK-2075-P	6.20	5.40	0.80	100	4.80	0.90	1.48	1.90	1.50
FRK-2076-P	6.20	5.20	1.00	120	4.70	0.90	1.43	1.43	1.20
FRK-2077-P	6.25	5.10	1.15	75	4.50	0.60	1.08	1.30	1.00
FRK-2078-P	6.30	5.40	0.90	50	4.25	0.90	1.45	1.02	1.20
FRK-2079-P	6.40	5.50	0.90	100	5.00	1.00	1.50	1.00	1.40
FRK-2080-P	6.40	5.30	1.10	110	4.60	2.00	2.50	3.50	1.50
FRK-2081-P	6.45	5.45	1.00	70	4.85	0.90	1.43	1.43	1.60
FRK-2082-P	6.50	5.50	1.00	120	5.50	1.00	2.50	1.60	1.20
FRK-2083-P	6.50	5.70	0.80	100	5.50	0.90	1.51	2.00	1.20
FRK-2084-P	6.50	5.00	1.50	110	4.40	2.00	3.00	3.50	1.20
FRK-2085-P	6.50	5.50	1.00	90	5.10	0.90	1.48	1.90	1.00
FRK-2086-P	6.50	5.70	0.80	120	5.20	1.00	1.48	2.00	1.00
FRK-2087-P	6.55	5.75	0.80	80	5.25	1.00	1.50	2.60	1.40
FRK-2088-P	6.60	5.60	1.00	110	3.90	0.90	1.43	0.51	1.40
FRK-2089-P	6.65	5.95	0.70	60	4.80	0.90	1.45	1.30	1.20
FRK-2090-P	6.70	5.80	0.90	100	6.10	1.00	1.48	2.00	1.50

POGO PIN---双头针

D Double-Ended Pin 双头针

双头双动的设计，让工程师在板对板双向连结有更多的空间弹性
Double-ended design offers engineers to have morechoices of flexible space adjustment on board-to-board connection.

单针 Single Pin

单位（Unit:mm）

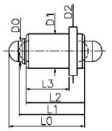

NOTE:
1.Materials
Plunger:Brass 3604/BeCu/SK4
Barrel:Brass 3604/BeCu/PHBZ
Spring:SUS304/SWP/PHBZ
2.Plating
Contact Surface:10 μ minimum Au over50–100 μ Ni
3.Electrical
Rated Current & Voltage:DC 12V ; 1A
Contact Resistance:50m Ω maximum at Working Height.

料号(双头针)	总长mm	工作高度 L1	行程mm	弹力gf+/-20%	管长L2	针头外径mm	管身外径mm	底座外径mm
FRK-2300-D	4.50	3.60	0.80	70	3.50	1.00	1.60	2.10
FRK-2311-D	5.10	4.10	1.00	70	3.70	1.00	1.50	2.00
FRK-2312-D	5.40	4.00	1.40	80	3.80	1.00	1.45	1.90
FRK-2313-D	5.50	4.50	1.00	80	3.90	1.02	1.57	2.03
FRK-2314-D	7.70	6.00	1.70	70.00	5.30	1.00	1.45	2.20
FRK-2315-D	8.10	6.90	1.20	95.00	6.10	1.00	1.50	2.00
FRK-2316-D	8.20	7.00	1.20	90	6.60	1.00	1.50	2.00
FRK-2317-D	8.60	6.90	1.70	115.00	6.10	1.00	1.50	2.00
FRK-2318-D	12.00	10.20	1.80	150	9.60	0.80	1.25	1.60
FRK-2319-D	12.50	10.20	2.30	85	9.60	0.80	1.25	1.60

POGO PIN---平底式

F Flat Type 平底式

稳定性好，针管底部为平底设计，易於与PCB板焊接
Stable quality.The bottom of barrel is designed as fhape,easy to be mounted on PCB.

单针 Single Pin

单位（Unit:mm）

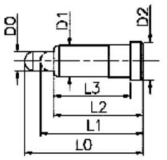

NOTE:
1.Materials
Plunger:Brass 3604/BeCu/SK4
Barrel:Brass 3604/BeCu/PHBZ
Spring:SUS304/SWP/PHBZ
2.Plating
Contact Surface:10 μ minimum Au over50–100 μ Ni
3.Electrical
Rated Current & Voltage:DC 12V ; 1A
Contact Resistance:50m Ω maximum at Working Height.

料号(平底)	总长mm	工作高度 L1	行程mm	弹力gf+/-20%	管长L2	针头外径mm	管身外径mm	底座外径mm
FRK-1036-F	2.10	1.50	0.60	100	1.45	0.80	1.25	1.40
FRK-1037-F	2.20	1.75	0.45	80	1.55	1.00	1.48	1.80
FRK-1038-F	2.20	1.75	0.45	80	1.55	1.00	1.48	1.80
FRK-1039-F	2.30	2.10	0.20	30	1.50	0.80	1.25	1.40
FRK-1040-F	2.40	1.90	0.50	70	1.80	0.60	1.10	1.50
FRK-1041-F	2.50	1.90	0.60	60	1.80	0.80	1.30	2.40
FRK-1042-F	2.50	1.95	0.55	40	1.55	1.00	1.48	1.70
FRK-1043-F	2.50	1.95	0.55	40	1.60	1.00	1.40	1.60
FRK-1044-F	2.50	2.10	0.40	80	1.90	1.00	1.50	1.90
FRK-1045-F	2.60	1.95	0.65	90	1.80	0.80	1.25	2.00
FRK-1046-F	2.60	2.00	0.60	100	1.60	0.90	1.47	2.00
FRK-1047-F	2.80	2.00	0.80	100	1.90	0.90	1.50	2.00
FRK-1048-F	2.80	2.20	0.60	70	1.90	0.80	1.25	1.40
FRK-1049-F	2.95	2.35	0.60	80	2.00	0.70	1.35	1.35
FRK-1050-F	2.95	2.70	0.25	55	2.60	0.90	1.50	1.25
FRK-1051-F	3.00	2.00	1.00	180	1.80	1.00	1.48	1.80
FRK-1052-F	3.10	2.40	0.70	110	2.30	1.00	1.51	1.80
FRK-1053-F	3.10	2.50	0.60	110	2.10	0.90	1.41	1.80
FRK-1054-F	3.20	2.20	1.00	110	2.00	1.00	1.48	1.80
FRK-1055-F	3.35	2.70	0.65	70	2.60	0.80	1.25	1.70
FRK-1056-F	3.40	2.60	0.80	110	2.50	1.00	1.50	2.10
FRK-1057-F	3.40	2.60	0.80	110	2.50	1.00	1.48	1.80
FRK-1058-F	3.40	2.90	0.50	100	2.50	1.00	1.48	2.50
FRK-1059-F	3.50	2.50	1.00	110	2.30	0.90	1.51	1.80
FRK-1060-F	3.50	2.60	0.90	130	2.10	1.00	1.60	1.80
FRK-1061-F	3.50	2.80	0.70	110	2.40	1.00	1.51	1.80
FRK-1062-F	3.50	2.85	0.65	100	3.05	0.90	1.50	3.00
FRK-1063-F	3.50	3.00	0.50	50	2.50	0.75	1.315	1.50
FRK-1064-F	3.50	3.00	0.50	30	2.80	0.70	1.25	1.25
FRK-1065-F	3.60	2.90	0.70	80	2.50	1.00	1.48	1.80
FRK-1066-F	3.60	3.05	0.55	60	2.30	0.80	1.25	2.00
FRK-1067-F	3.70	2.90	0.80	40	2.85	0.60	1.05	1.30
FRK-1068-F	3.70	2.90	0.80	110	2.60	1.00	1.51	1.80
FRK-1069-F	3.70	3.00	0.70	110	2.40	1.00	1.51	1.80
FRK-1070-F	3.70	3.10	0.60	40	2.85	0.60	1.05	1.30
FRK-1071-F	3.80	3.00	0.80	100	2.70	0.90	1.48	2.00

料号(平底)	总长mm	工作高度 L1	行程mm	弹力gf+/-20%	管长L2	针头外径mm	管身外径mm	底座外径mm
FRK-1072-F	3.90	3.05	0.85	70	2.95	1.00	1.90	2.50
FRK-1073-F	3.90	3.10	0.80	40	2.85	0.60	1.05	1.30
FRK-1074-F	3.95	3.20	0.75	110	2.90	1.00	1.51	1.80
FRK-1075-F	4.00	3.00	1.00	120	2.80	1.00	1.51	1.80
FRK-1076-F	4.00	3.00	1.00	80	2.30	1.00	1.53	1.50
FRK-1077-F	4.00	3.20	0.80	110	2.90	1.00	1.48	1.80
FRK-1078-F	4.00	3.20	0.80	110	2.90	1.00	1.53	1.80
FRK-1079-F	4.00	3.20	0.80	120	3.00	1.00	1.47	2.00
FRK-1080-F	4.00	3.30	0.70	90	3.00	1.00	1.40	1.90
FRK-1081-F	4.00	3.40	0.60	100	2.95	0.80	1.20	1.50
FRK-1082-F	4.10	3.20	0.90	100	2.70	0.80	1.30	1.40
FRK-1083-F	4.10	3.30	0.80	80	3.00	1.00	1.48	2.00
FRK-1084-F	4.10	3.40	0.70	40	3.20	1.00	1.48	1.80
FRK-1085-F	4.10	3.60	0.50	45	2.92	1.00	1.50	2.30
FRK-1086-F	4.15	3.15	1.00	100	2.90	1.00	1.43	1.45
FRK-1087-F	4.15	3.35	0.80	130	2.95	0.80	2	1.60
FRK-1088-F	4.20	3.20	1.00	130	2.60	1.00	1.53	1.80
FRK-1089-F	4.20	3.40	0.80	120	2.90	1.00	1.51	1.65
FRK-1090-F	4.20	3.40	0.80	120	2.90	1.00	1.51	1.80
FRK-1091-F	4.20	3.50	0.70	60	3.15	0.70	1.27	1.60
FRK-1092-F	4.25	3.65	0.60	100	3.35	0.90	1.50	1.70
FRK-1093-F	4.30	3.50	0.80	110	3.00	0.90	1.50	2.00
FRK-1094-F	4.30	3.80	0.50	110	3.10	0.90	1.095	1.40
FRK-1095-F	4.40	3.40	1.00	100	3.20	0.90	1.60	1.80
FRK-1096-F	4.40	3.50	0.90	80	3.15	0.70	1.15	1.60
FRK-1097-F	4.50	3.50	1.00	120	2.90	1.00	1.46	1.80
FRK-1098-F	4.50	3.70	0.80	60	3.50	1.00	1.51	2.50
FRK-1099-F	4.50	4.00	0.50	45	2.95	1.00	1.50	2.30
FRK-1100-F	4.50	4.20	0.30	60	3.25	0.90	1.55	2.10
FRK-1101-F	4.60	3.60	1.00	105	3.65	0.90	1.50	4.60
FRK-1102-F	4.70	3.30	1.40	100	2.80	1.00	1.70	2.10
FRK-1103-F	4.70	3.50	1.20	80	3.50	0.70	1.20	1.60
FRK-1104-F	4.70	3.60	1.10	120	3.33	0.90	1.65	1.80
FRK-1105-F	4.70	3.70	1.00	120	3.20	1.00	2.00	2.00
FRK-1106-F	4.70	3.80	0.90	75	3.40	0.90	1.48	2.40
FRK-1107-F	4.70	3.90	0.80	80	3.50	0.80	1.25	1.60

A0801 Pitch:0.8mm

1、极数 Poles:2 to 20P
2、额定电流 Current rating:0.5A AC,DC
3、额定电压 Voltage rating:50V AC,DC
4、温度范围 Temperature range:-25℃ to+85℃
5、接触电阻 Contact resistance:≤20mΩ
6、绝缘电阻 Insulation resistance:≥800mΩ
7、耐电压 Withstanding voltage:500V AC/minute



A2008(PA) Pitch:2.0mm

1、极数 Poles:2 to 20P
2、额定电流 Current rating:3A AC,DC
3、额定电压 Voltage rating:300V AC,DC
4、温度范围 Temperature range:-25℃ to+85℃
5、接触电阻 Contact resistance:≤20mΩ
6、绝缘电阻 Insulation resistance:≥1000mΩ
7、耐电压 Withstanding voltage:800V AC/minute

A1001/A1002(SH1.0/SH1.0带锁) Pitch:1.0mm

1、极数 Poles:2 to 20P
2、额定电流 Current rating:0.5A AC,DC
3、额定电压 Voltage rating:50V AC,DC
4、温度范围 Temperature range:-25℃ to+85℃
5、接触电阻 Contact resistance:≤20mΩ
6、绝缘电阻 Insulation resistance:≥100mΩ
7、耐电压 Withstanding voltage:500V AC/minute



A1251(1.25) Pitch:1.25mm

1、极数 Poles:2 to 16P
2、额定电流 Current rating:1.0A AC,DC
3、额定电压 Voltage rating:125V AC,DC
4、温度范围 Temperature range:-25℃ to+85℃
5、接触电阻 Contact resistance:≤20mΩ
6、绝缘电阻 Insulation resistance:≥100mΩ
7、耐电压 Withstanding voltage:500V AC/minute



A1253(GH1.25) Pitch:1.25mm

1、极数 Poles:2 to 15P
2、额定电流 Current rating:1.0A AC,DC
3、额定电压 Voltage rating:50V AC,DC
4、温度范围 Temperature range:-25℃ to+85℃
5、接触电阻 Contact resistance:≤20mΩ
6、绝缘电阻 Insulation resistance:≥100mΩ
7、耐电压 Withstanding voltage:500V AC/minute



A1501(ZH1.5) Pitch:1.5mm

1、极数 Poles:2 to 16P
2、额定电流 Current rating:1.0A AC,DC
3、额定电压 Voltage rating:125V AC,DC
4、温度范围 Temperature range:-25℃ to+85℃
5、接触电阻 Contact resistance:≤20mΩ
6、绝缘电阻 Insulation resistance:≥500mΩ
7、耐电压 Withstanding voltage:500V AC/minute



A2001(PH2.0) Pitch:2.0mm

1、极数 Poles:2 to 16P
2、额定电流 Current rating:2.0A AC,DC
3、额定电压 Voltage rating:250V AC,DC
4、温度范围 Temperature range:-25℃ to+85℃
5、接触电阻 Contact resistance:≤20mΩ
6、绝缘电阻 Insulation resistance:≥1000mΩ
7、耐电压 Withstanding voltage:1000V AC/minute



A2002(HY2.0) Pitch:2.0mm

1、极数 Poles:2 to 16P
2、额定电流 Current rating:2.0A AC,DC
3、额定电压 Voltage rating:250V AC,DC
4、温度范围 Temperature range:-25℃ to+85℃
5、接触电阻 Contact resistance:≤20mΩ
6、绝缘电阻 Insulation resistance:≥1000mΩ
7、耐电压 Withstanding voltage:1000V AC/minute



A2003(PHD)/A2004(PHB) Pitch:2.0mm

1、极数 Poles:4 to 40P
2、额定电流 Current rating:3.0A AC,DC
3、额定电压 Voltage rating:250V AC,DC
4、温度范围 Temperature range:-25℃ to+85℃
5、接触电阻 Contact resistance:≤20mΩ
6、绝缘电阻 Insulation resistance:≥1000mΩ
7、耐电压 Withstanding voltage:800V AC/minute


A2007/C2001(51005) Pitch:2.0mm

1、极数 Poles:2 to 8P
2、额定电流 Current rating:2.0A AC,DC
3、额定电压 Voltage rating:125V AC,DC
4、温度范围 Temperature range:-25℃ to+85℃
5、接触电阻 Contact resistance:≤20mΩ
6、绝缘电阻 Insulation resistance:≥1000mΩ
7、耐电压 Withstanding voltage:500V AC/minute

A2501(XH2.5) Pitch:2.5mm

1、极数 Poles:2 to 8P
2、额定电流 Current rating:2.0A AC,DC
3、额定电压 Voltage rating:125V AC,DC
4、温度范围 Temperature range:-25℃ to+85℃
5、接触电阻 Contact resistance:≤20mΩ
6、绝缘电阻 Insulation resistance:≥1000mΩ
7、耐电压 Withstanding voltage:500V AC/minute






A2502(XHB2.5) Pitch:2.5mm

1、极数 Poles:2 to 16P
2、额定电流 Current rating:3.0A AC,DC
3、额定电压 Voltage rating:250V AC,DC
4、温度范围 Temperature range:-25℃ to+85℃
5、接触电阻 Contact resistance:≤20mΩ
6、绝缘电阻 Insulation resistance:≥1000mΩ
7、耐电压 Withstanding voltage:1000V AC/minute
8、适用线规 Applicable wire:AWG 28# to 22#




A3001 Pitch:3.0mm

1、极数 Poles:2 to 24P
2、额定电流 Current rating:5.0A AC,DC
3、额定电压 Voltage rating:250V AC,DC
4、温度范围 Temperature range:-25℃ to+85℃
5、接触电阻 Contact resistance:≤20mΩ
6、绝缘电阻 Insulation resistance:≥1000mΩ
7、耐电压 Withstanding voltage:1500V AC/minute


A3501&3502(BH3.5&BH3.5带锁) Pitch:3.5mm

1、极数 Poles:2P
2、额定电流 Current rating:1.0A AC,DC
3、额定电压 Voltage rating:1400V AC,DC
4、温度范围 Temperature range:-25℃ to+85℃
5、接触电阻 Contact resistance:≤20mΩ
6、绝缘电阻 Insulation resistance:≥1000mΩ
7、耐电压 Withstanding voltage:3800V AC/minute




A3962(VH3.96) Pitch:3.96mm

1、极数 Poles:2 to 16P
2、额定电流 Current rating:7.0A AC,DC
3、额定电压 Voltage rating:250V AC,DC
4、温度范围 Temperature range:-25℃ to+85℃
5、接触电阻 Contact resistance:≤20mΩ
6、绝缘电阻 Insulation resistance:≥1000mΩ
7、耐电压 Withstanding voltage:1500V AC/minute




A4001(BH4.0) Pitch:4.0mm

1、极数 Poles:2P
2、额定电流 Current rating:1.0A AC,DC
3、额定电压 Voltage rating:600V AC,DC
4、温度范围 Temperature range:-25℃ to+85℃
5、接触电阻 Contact resistance:≤20mΩ
6、绝缘电阻 Insulation resistance:≥1000mΩ
7、耐电压 Withstanding voltage:1800V AC/minute

板对板SMT系列



B3701R-02 Pitch:3.7mm

B3001R-02 Pitch:3.0mm

B4001R-02 Pitch:4.0mm

B3701P-02 Pitch:3.7mm

B3001P-02 Pitch:3.0mm

B4001P-02 Pitch:4.0mm

L006-** Pitch:2.5mm

L035-02 Pitch:2.5mm

L010A/Y-** Pitch:1.8mm

快插系列

L6001-** Pitch:6.0mm

L001-** Pitch:4.0mm

L024A



L021-** Pitch:3.0mm

L4003-** Pitch:4.0mm

L3001-** Pitch:3.0mm

L034AFV Pitch:4.0mm

L3501 Pitch:3.5mm

L055 Pitch:2.5mm

RJ45/RJ11 Series

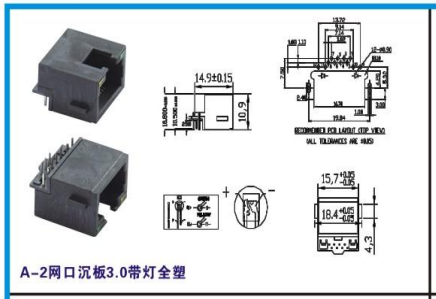

A-2网口沉板3.0带灯全塑

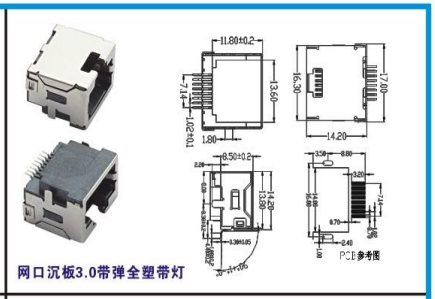

网口沉板3.0带弹全塑带灯

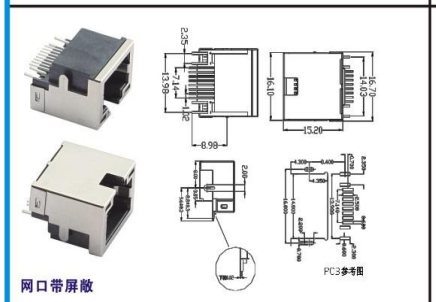

网口带屏蔽

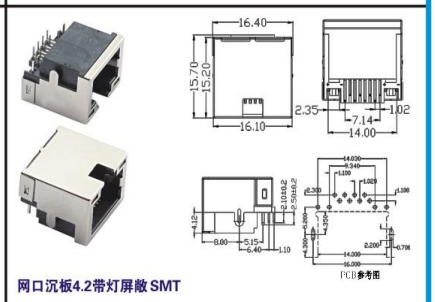

网口沉板4.2带灯屏蔽SMT

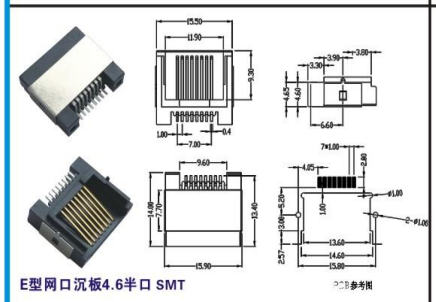

E型网口沉板4.6半口 SMT

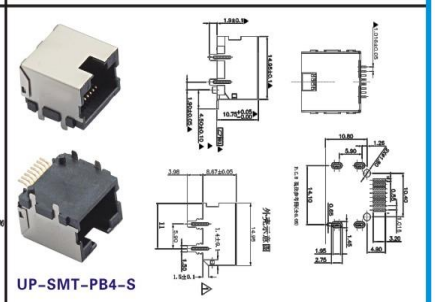

UP-SMT-PB4-S

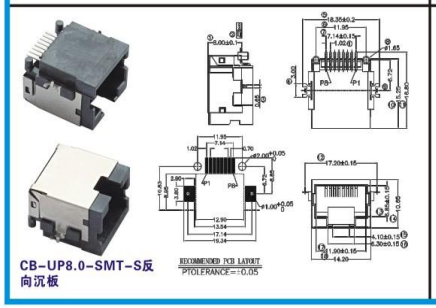

CB-UP8.0-SMT-S反向沉板

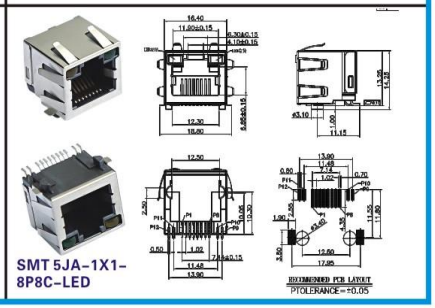

SMT 5JA-1X1-8P8C-LED

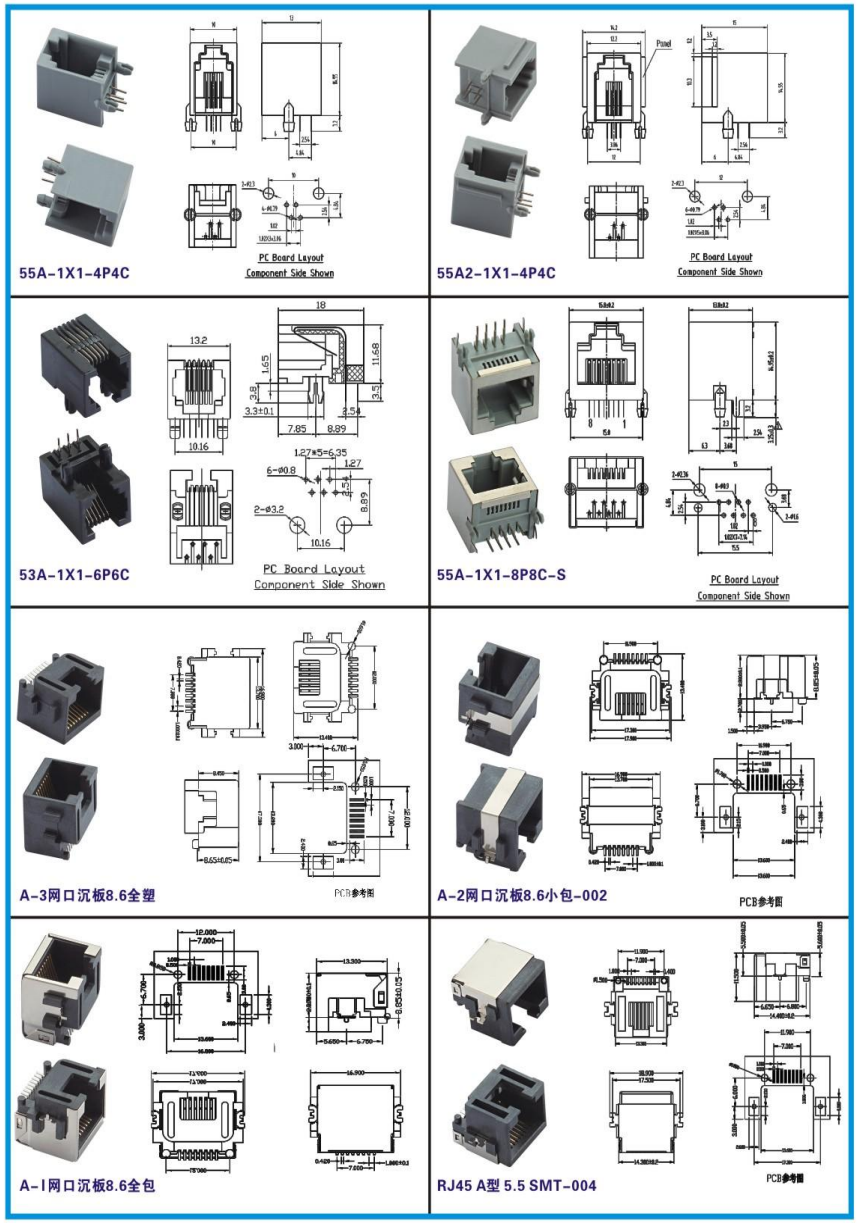

RJ45/RJ11 Series

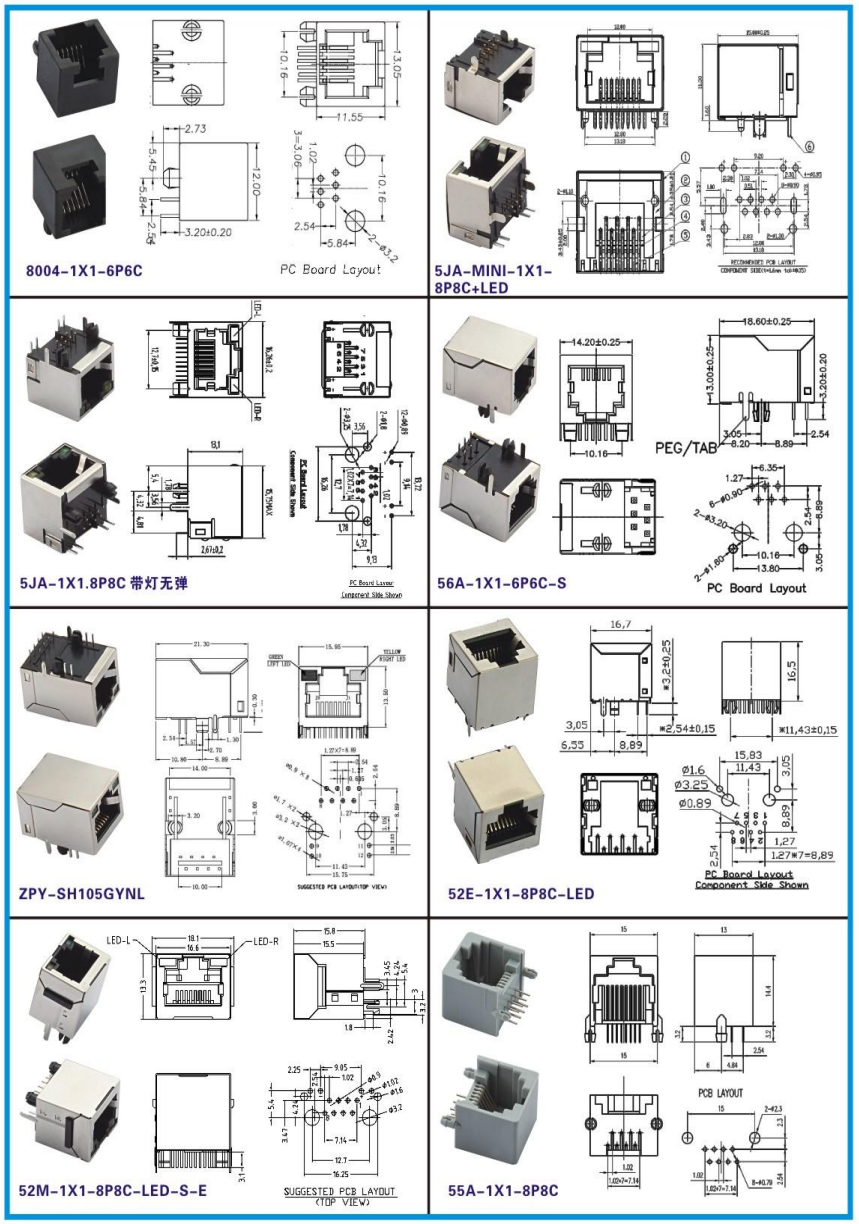

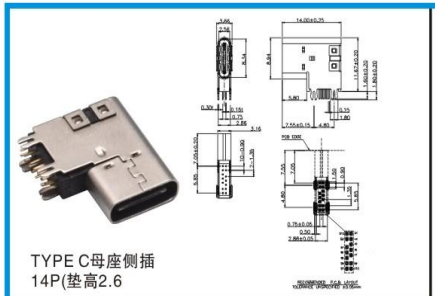

TYPE C母座侧插
14P(垫高2.6

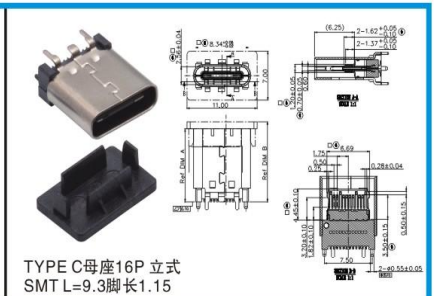

TYPE C母座16P 立式
SMT L=9.3脚长1.15

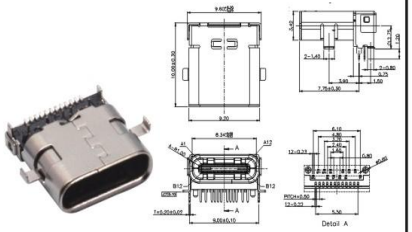

TYPE C母座板上双壳前插
后贴24P L=10.0加高H=4.46

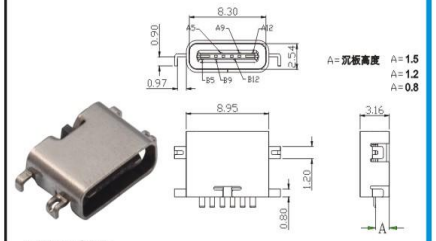

TYPE C 6P
母座沉板L=6.5

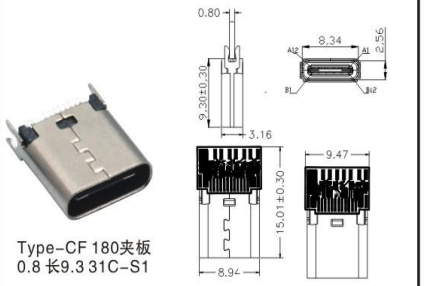

Type-CF 180夹板
0.8 长9.3 31C-S1

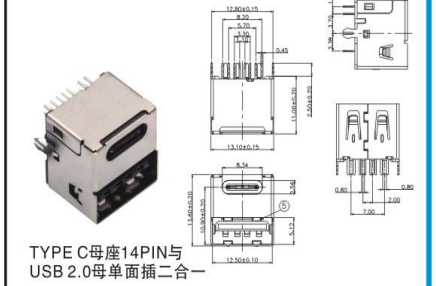

TYPE C母座14PIN与
USB 2.0母单面插二合一

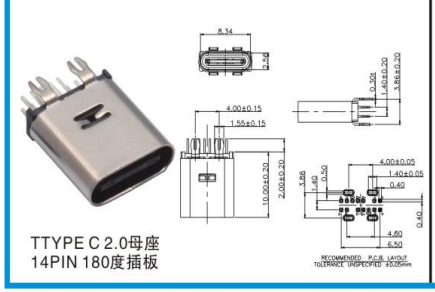

TTYPE C 2.0母座
14PIN 180度插板

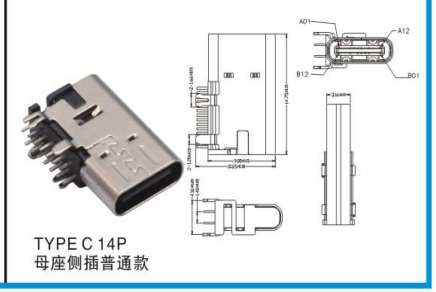

TYPE C 14P
母座侧插普通款

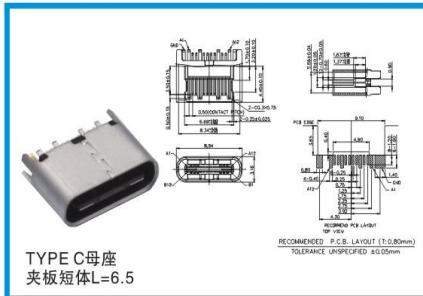

TYPE C母座
夹板短体L=6.5

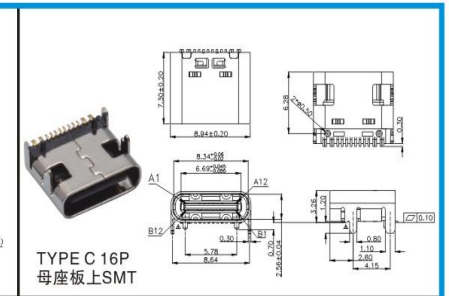

TYPE C 16P
母座板上SMT

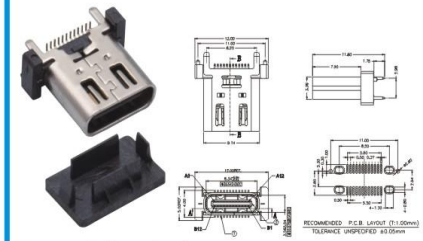

TYPE C母座180度立式
SMT四脚插板L=10.0

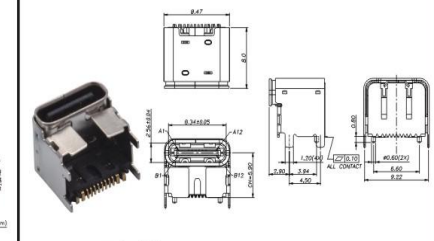

TYPE C 母座单排16P
SMT垫高4.3脚位4.5

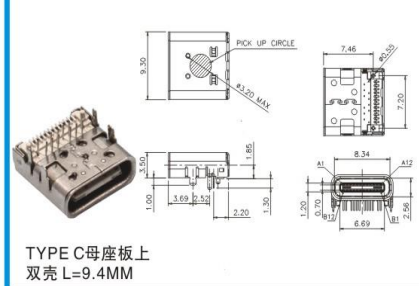

TYPE C母座板上
双壳 L=9.4MM

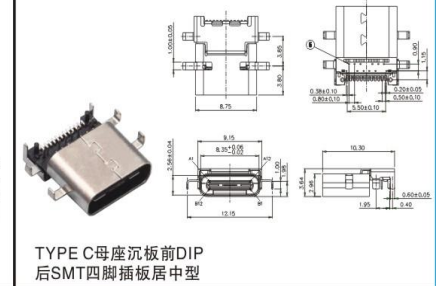

TYPE C母座沉板前DIP
后SMT四脚插板居中型

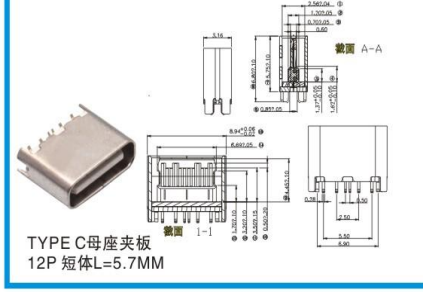

TYPE C母座夹板
12P 短体L=5.7MM



TYPE C母座沉板双壳前插
后贴DIP+SMT 24P L=8.65

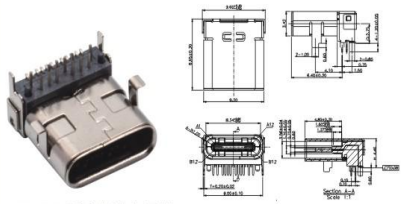

TYPE C母座板上双壳
24P L=8.65加高H=4.46

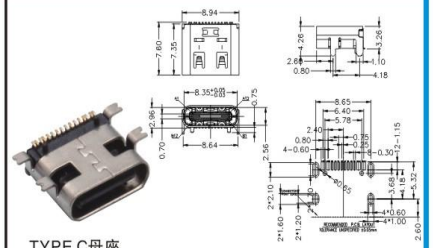

TYPE C母座
单排16P有弹片

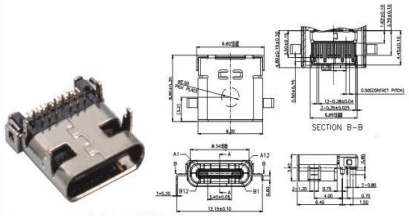

TYPE C母座板上前插
后贴24P L=9.87无弹

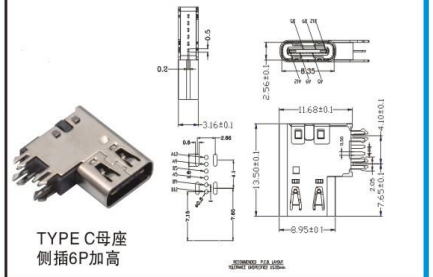

TYPE C母座
侧插6P加高

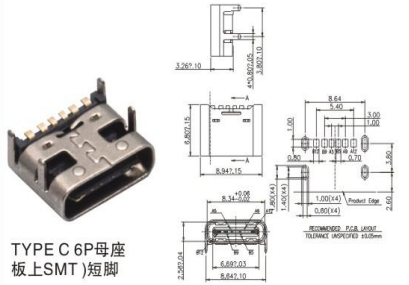

TYPE C 6P母座
板上SMT)短脚

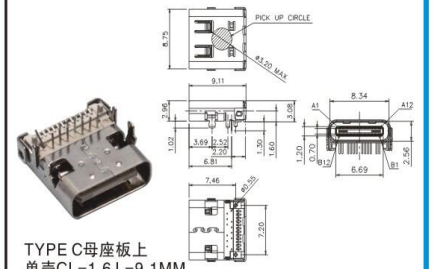

TYPE C母座板上
单壳CL=1.6 L=9.1MM

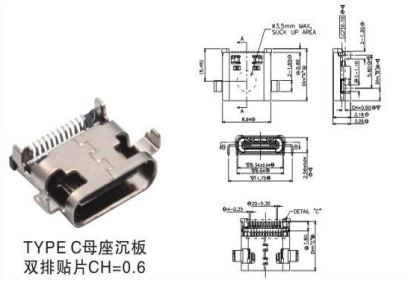

TYPE C母座沉板
双排贴片CH=0.6

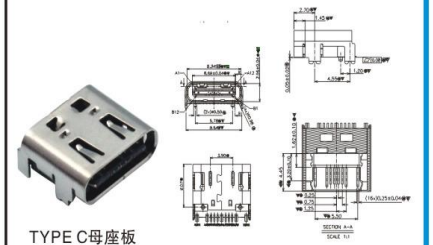

TYPE C母座板
上单排16P L=7.9

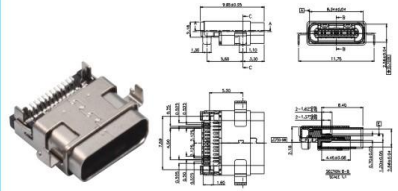

TYPE C母座沉板1.1
双贴双壳 四脚插板

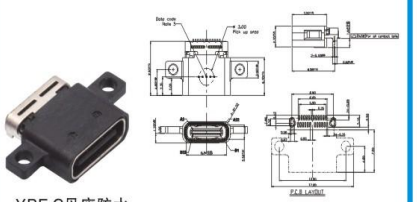

YPE C母座防水
沉板1.6带螺丝孔

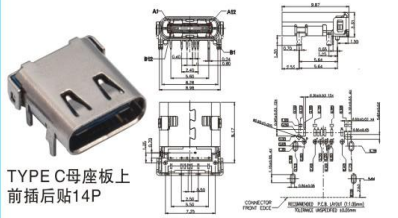

TYPE C母座板上
前插后贴14P

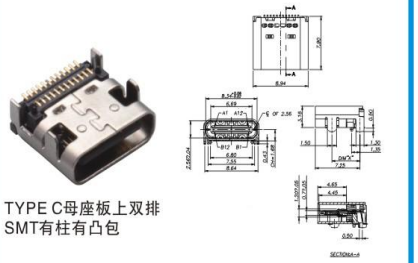

TYPE C母座板上双排
SMT有柱有凸包

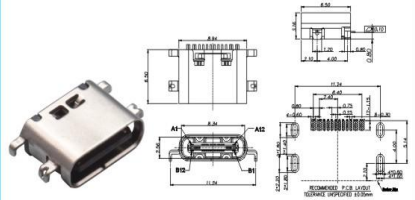

TYPE C母座单排
16P 沉板0.8

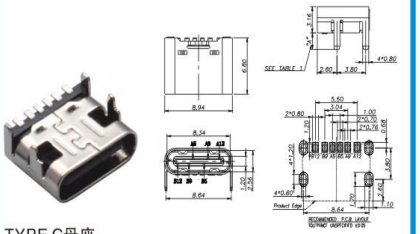

TYPE C母座
板上6P SMT 短脚

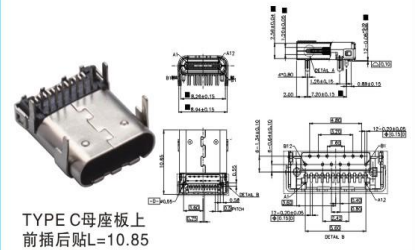

TYPE C母座板上
前插后贴L=10.85

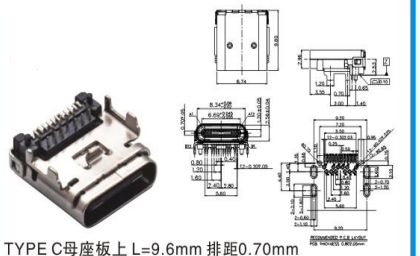

TYPE C母座板上 L=9.6mm 排距0.70mm
垫高CL=2.53mm加后塞外壳圆形凸包

TYPEC 3.1 Series

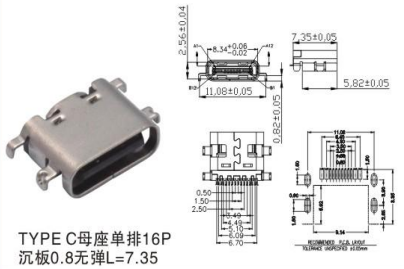

TYPE C母座单排16P
沉板0.8无弹L=7.35

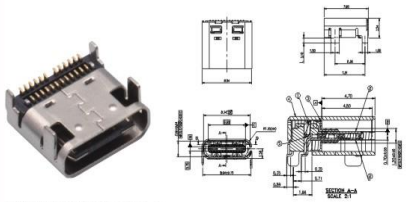

TYPE C 24P母座板上
双排SMT MOLEX款

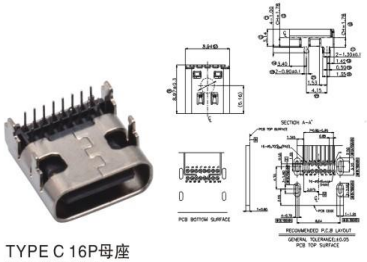

TYPE C 16P母座
双排插板90度

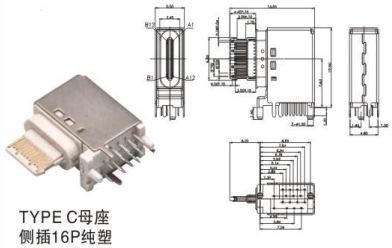

TYPE C母座
侧插16P纯塑

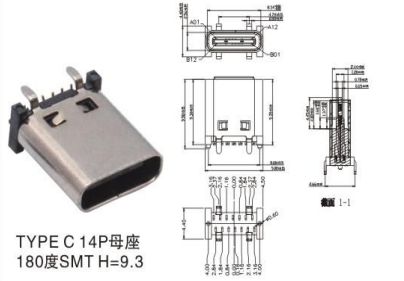

TYPE C 14P母座
180度SMT H=9.3

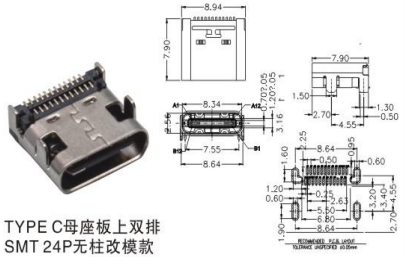

TYPE C母座板上双排
SMT 24P无柱改模款

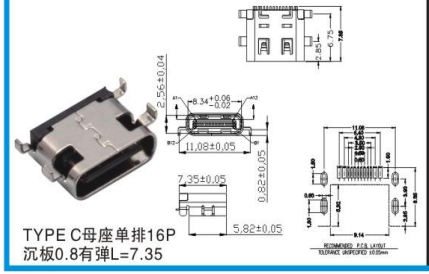

TYPE C母座单排16P
沉板0.8有弹L=7.35

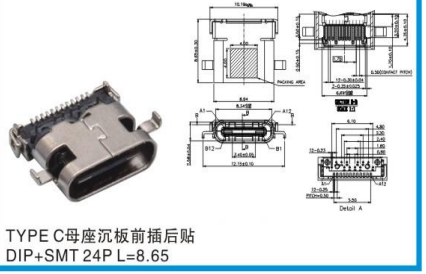

TYPE C母座沉板前插后贴
DIP+SMT 24P L=8.65

USB3.0 SERIES

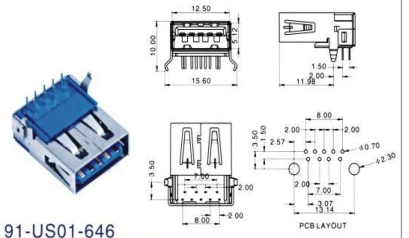

91-US01-646
USB 3.0 AF 90度 无卷边

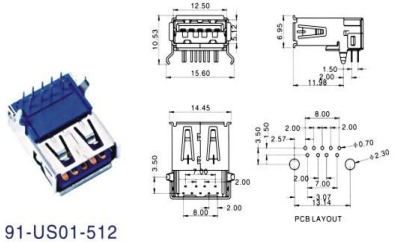

91-US01-512
USB 3.0 AF90度 有卷边

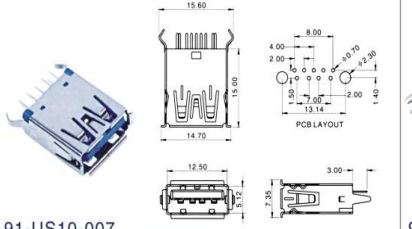

91-US10-007
USB 3.0 AF 180度直插弯脚

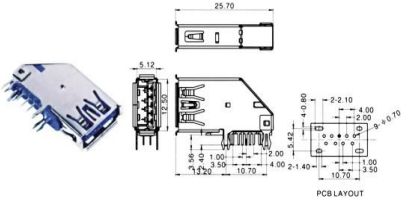

91-US01-422
USB 3.0 AF 90度侧插

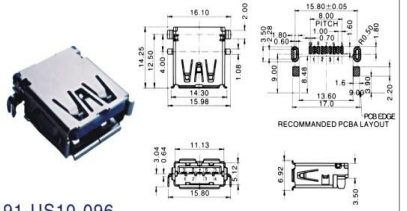

91-US10-096
USB 3.0 AF SMT 沉板

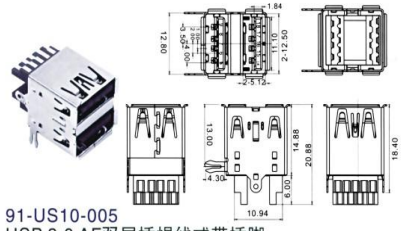

91-US10-005
USB 3.0 AF双层插焊线式带插脚

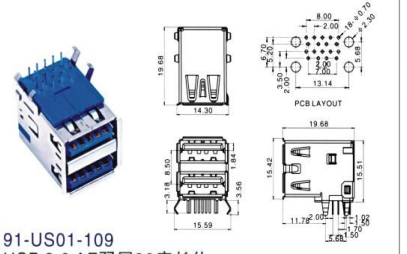

91-US01-109
USB 3.0 AF双层90度长体

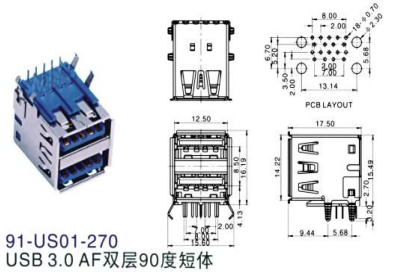

91-US01-270
USB 3.0 AF双层90度短体

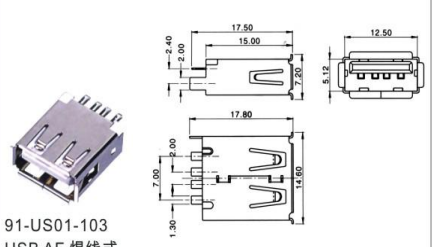

91-US01-103
USB AF 焊线式

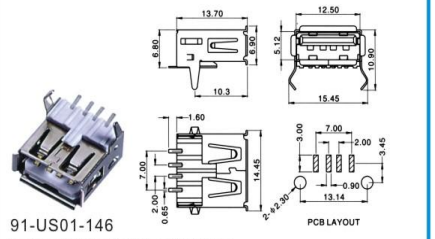

91-US01-146
USB AF 弯脚无盖有卷边 SMT

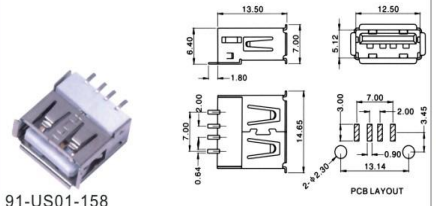

91-US01-158
USB AF 一型无脚有卷边 SMT

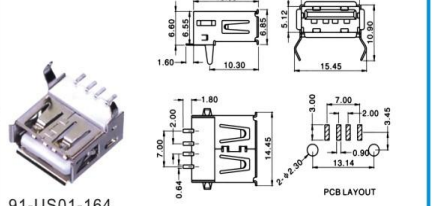

91-US01-164
USB AF 一型弯脚无盖有卷边 SMT

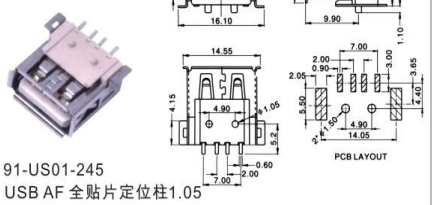

91-US01-245
USB AF 全贴片定位柱1.05

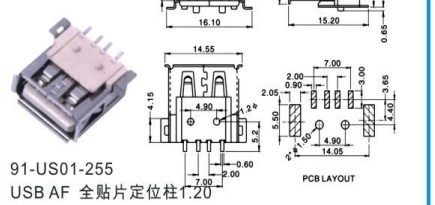

91-US01-255
USB AF 全贴片定位柱1.20

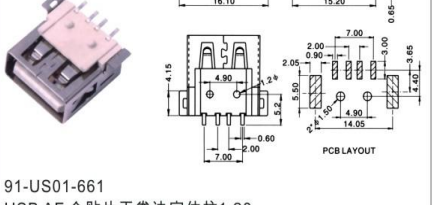

91-US01-661
USB AF 全贴片无卷边定位柱1.20

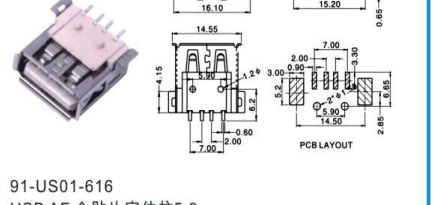

91-US01-616
USB AF 全贴片定位柱5.9

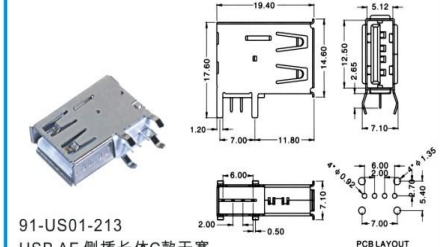

91-US01-213
USB AF 侧插长体C款无塞

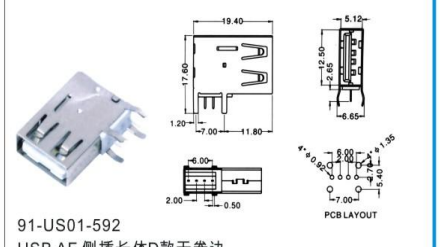

91-US01-592
USB AF 侧插长体D款无卷边

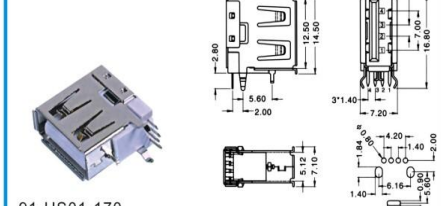

91-US01-170
USB AF 侧插短体弯脚

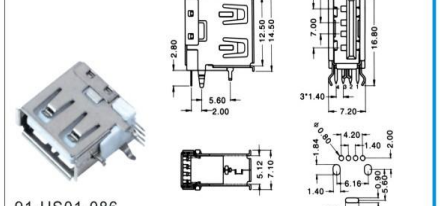

91-US01-086
USB AF 侧插短体弯脚反向

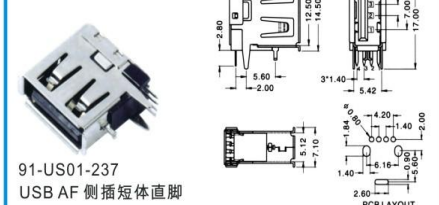

91-US01-237
USB AF 侧插短体直脚

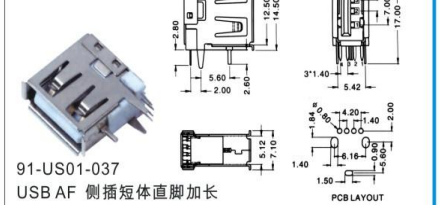

91-US01-037
USB AF 侧插短体直脚加长

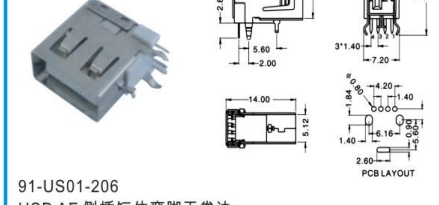

91-US01-206
USB AF 侧插短体弯脚无卷边

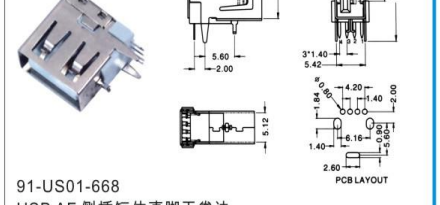

91-US01-668
USB AF 侧插短体直脚无卷边

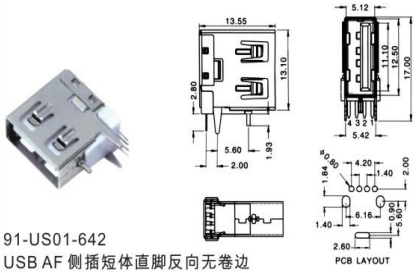

91-US01-642
USB AF 侧插短体直脚反向无卷边

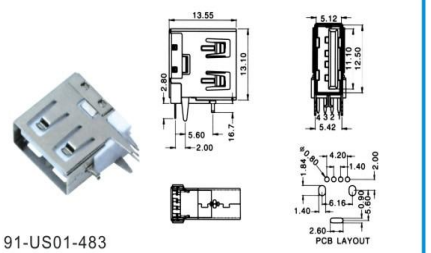

91-US01-483
USB AF 侧插短体直脚反向无卷边（定位脚弯脚）

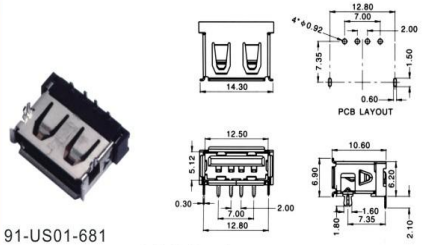

91-US01-681
USB AF 10.6两叉脚有卷边90度

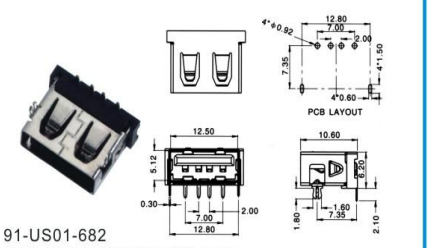

91-US01-682
USB AF 10.6两叉脚无卷边90度

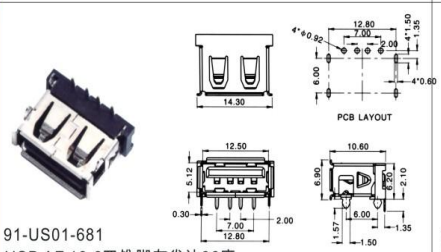

91-US01-681
USB AF 10.6四锥脚有卷边90度

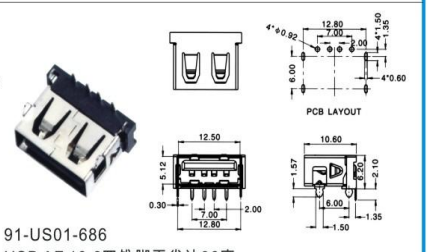

91-US01-686
USB AF 10.6四锥脚无卷边90度

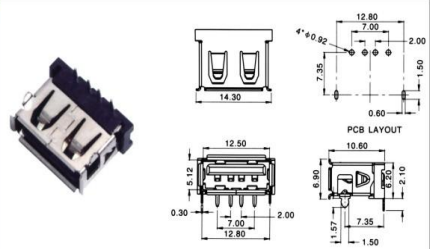

91-US01-089
USB AF 10.6两锥脚有卷边90度

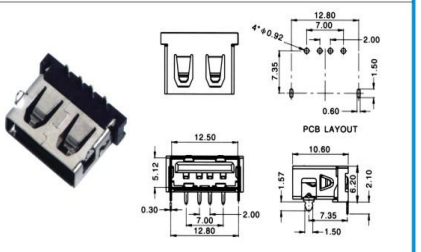

91-US01-090
USB AF 10.6两锥脚无卷边90度

USB2.0 SERIES

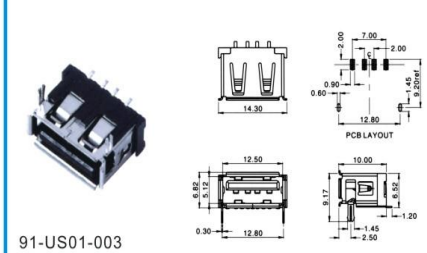

91-US01-003
USB AF 10.0两脚有卷边SMT

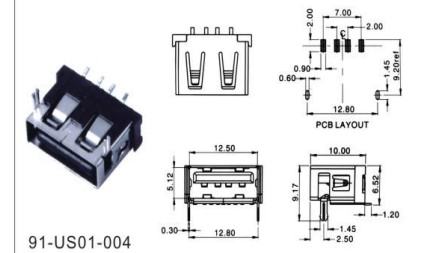

91-US01-004
USB AF 10.0两脚无卷边SMT

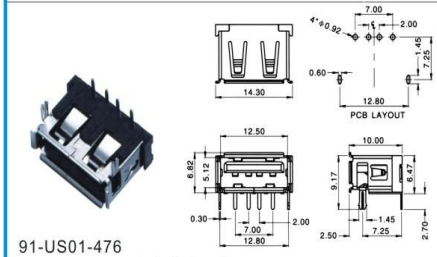

91-US01-476
USB AF 10.0两脚有卷边90度

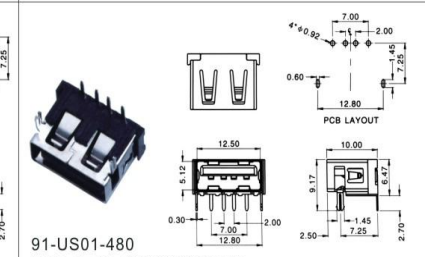

91-US01-480
USB AF 10.0两脚无卷边90度

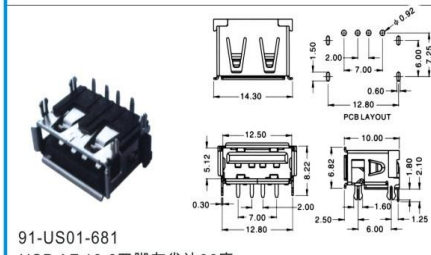

91-US01-681
USB AF 10.0四脚有卷边90度

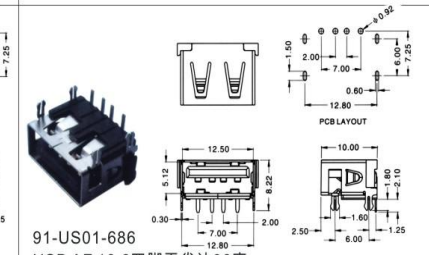

91-US01-686
USB AF 10.0四脚无卷边90度

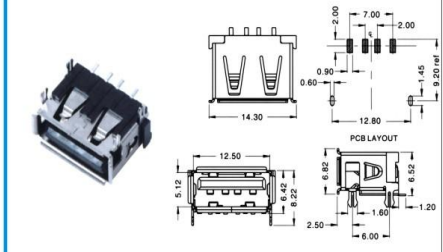

91-US01-089
USB AF 10.0四脚有卷边SMT

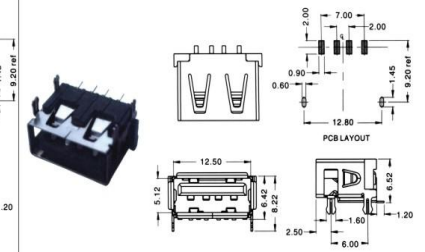

91-US01-090
USB AF 10.0四脚无卷边SMT

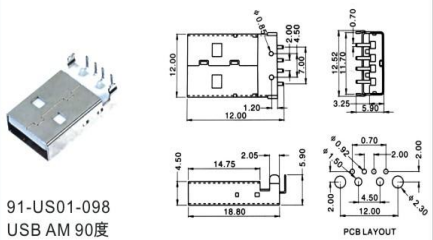

91-US01-098
USB AM 90度

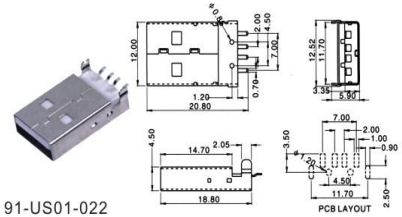

91-US01-022
USB AM SMT

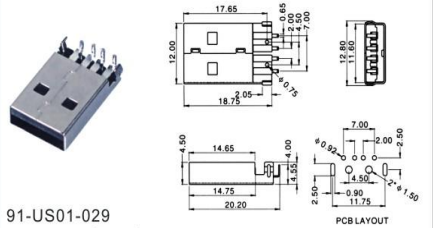

91-US01-029
USB AM 沉板 90度

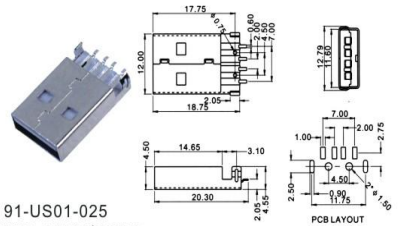

91-US01-025
USB AM 沉板 SMT

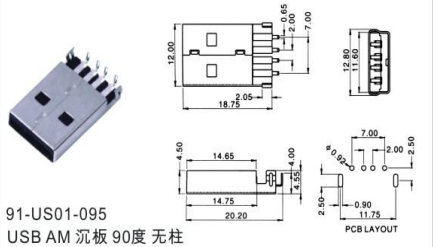

91-US01-095
USB AM 沉板 90度 无柱

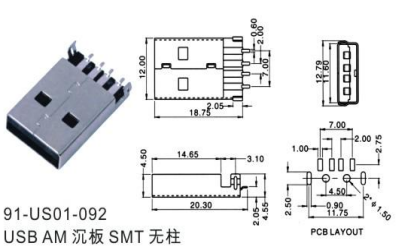

91-US01-092
USB AM 沉板 SMT 无柱

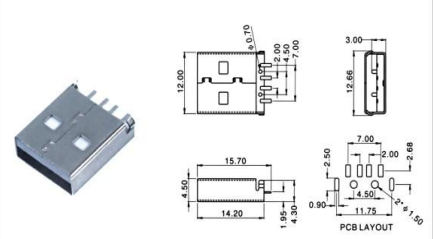

91-US01-045
USB AM 沉板短体SMT

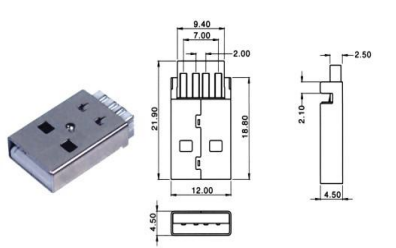

91-US01-024
USB AM 短体焊线式

USB2.0 SERIES

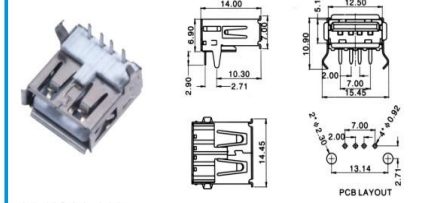

91-US01-112
USB AF 90度 弯脚有盖有卷边

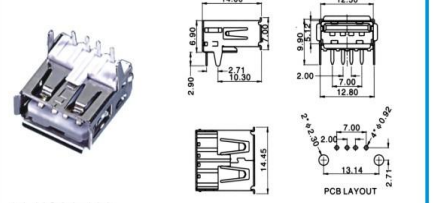

91-US01-120
USB AF 90 度 直脚有盖有卷边

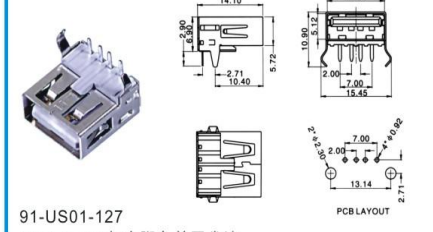

91-US01-127
USB AF 90度 弯脚有盖无卷边

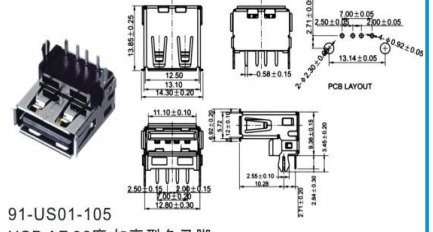

91-US01-105
USB AF 90度 加高型鱼叉脚

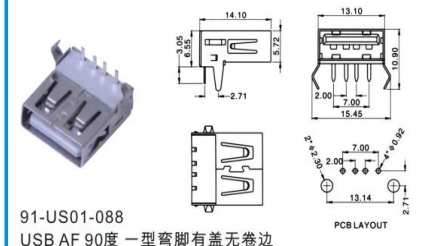

91-US01-088
USB AF 90度 一型弯脚有盖无卷边

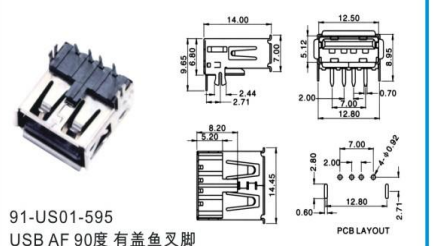

91-US01-595
USB AF 90度 有盖鱼叉脚

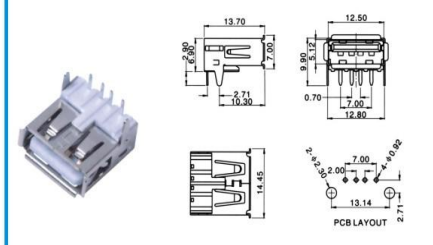

91-US01-354
USB AF 90度 直脚无盖有卷边

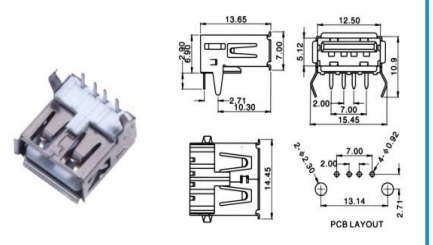

91-US01-358
USB AF 90度 弯脚无盖有卷边

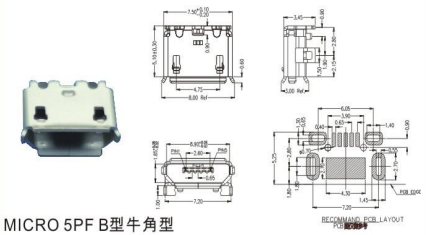

MICRO 5PF B型牛角型
6.05 7.2有柱有边短针

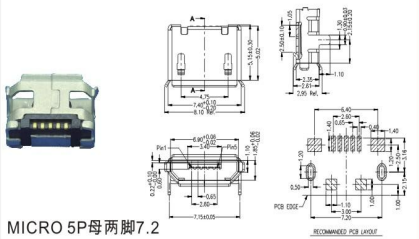

MICRO 5P母两脚7.2
脚长1.1无柱有边加焊位

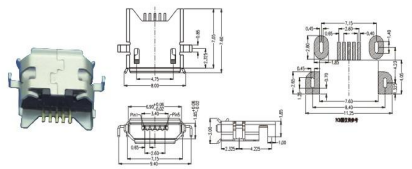

Micro usb 5s B Type
Smt破板1.6四脚全插有边

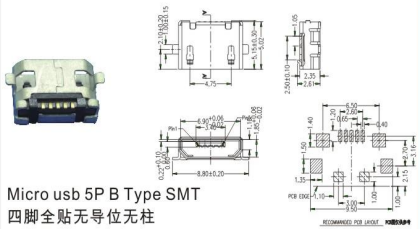

Micro usb 5P B Type SMT
四脚全贴无导位无柱

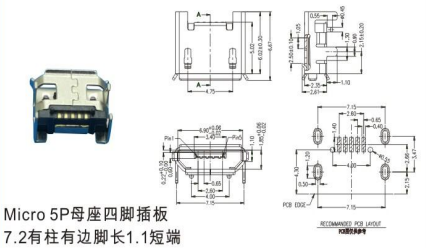

Micro 5P母座四脚插板
7.2有柱有边脚长1.1短端

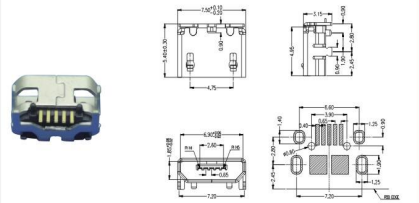

MICRO USB 5S B TYPE牛角型
全插6.60 7.2有柱长针无导

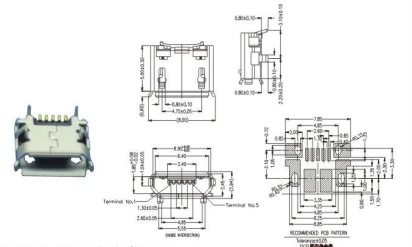

(MICRO 5P母座牛角4.85
有边斜后盖内脚5.55

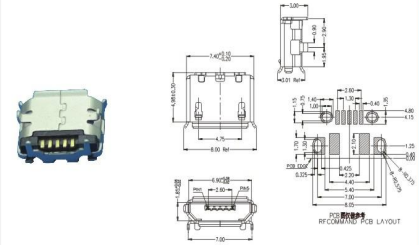

MICRO USB 5S B TYPE牛角型
全插5.0 7.0无柱短针有边

MICRO USB SERIES

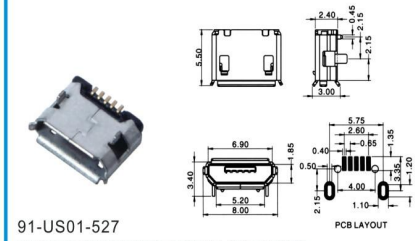

91-US01-527
MICRO USB 5PIN/F SMT B TYPE 插脚

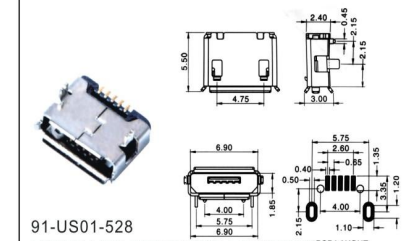

91-US01-528
MICRO USB 5PIN/F SMT AB TYPE 插脚

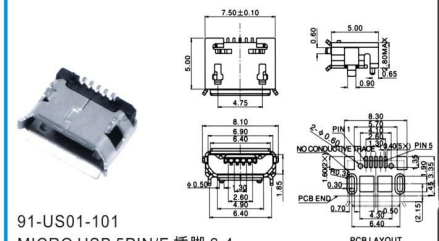

91-US01-101
MICRO USB 5PIN/F 插脚 6.4

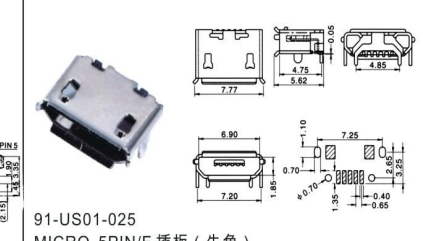

91-US01-025
MICRO 5PIN/F 插板（牛角）

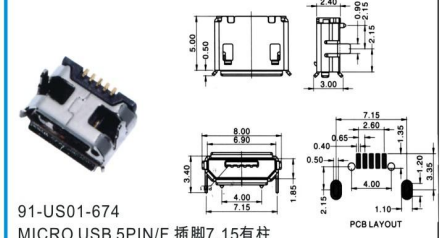

91-US01-674
MICRO USB 5PIN/F 插脚7.15有柱

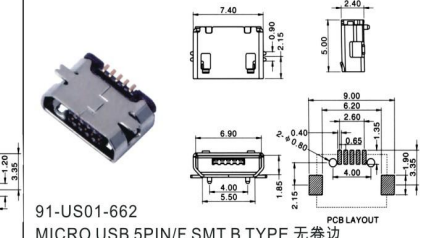

91-US01-662
MICRO USB 5PIN/F SMT B TYPE 无卷边

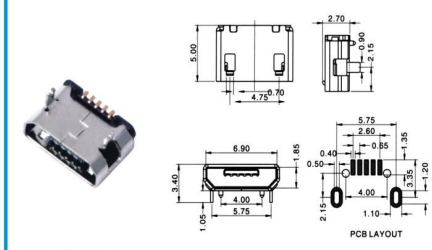

91-US01-664
MICRO USB 5PIN/F SMT B TYPE 插脚无卷边

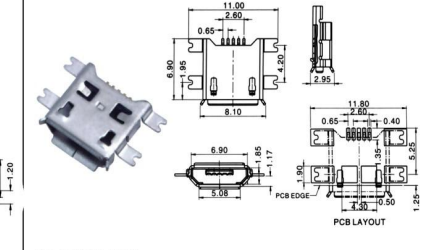

91-US01-002
MICRO USB 5PIN/F 沉板 1.27

● 撥動開關主要技術指標 Specification of Toggle Switch

额定电压，电流 Krating	DC 12V 0.1A 30V 0.3A，DC 50V 0.3A 0.5A DC 60V 0.5A		
接触电阻 Contact Resistance	30m ohm max.		
绝缘电阻Insulation Resistance	100M ohm at 500V DC		
耐电压Withstand Voltage	AC 500V for 1 min.	动作寿命 Switching Life	≥10000 cycles

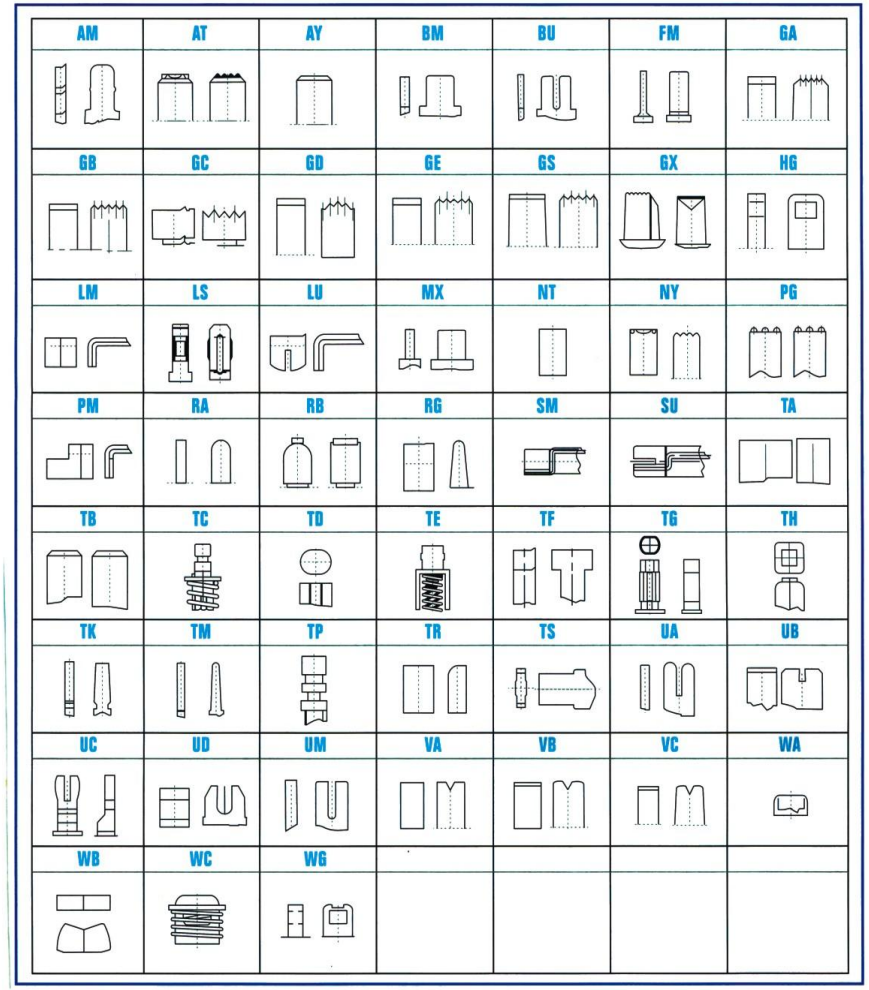

拨动开关 TOGGLE SWITCH

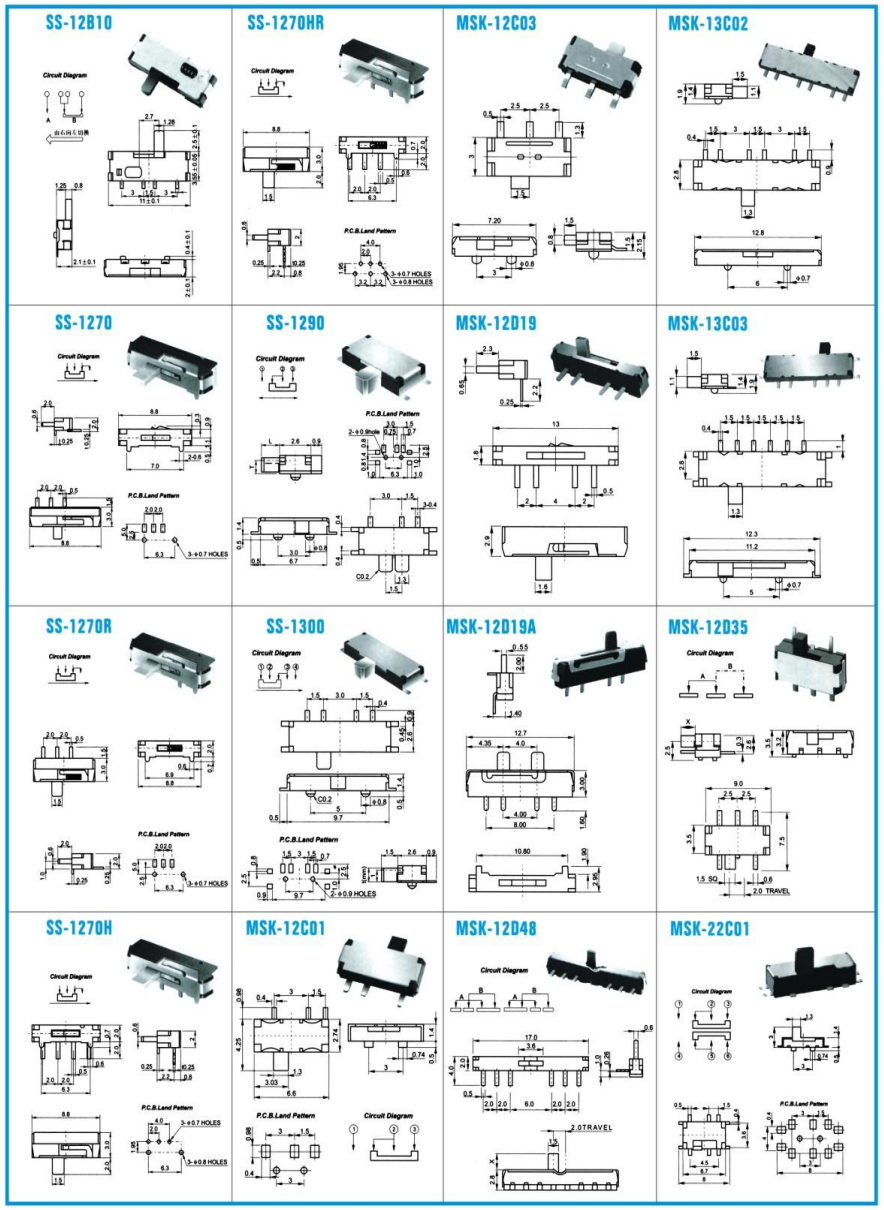

TD-36EA-1

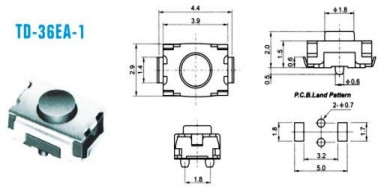

TD-16EA

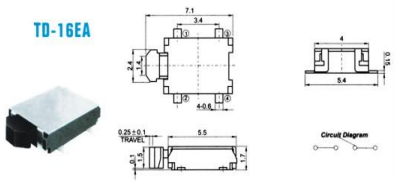

TD-36EA-2

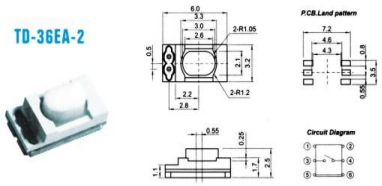

TD-15XA

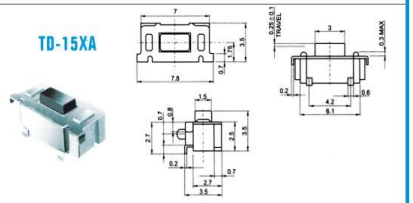

TD-36EA-3

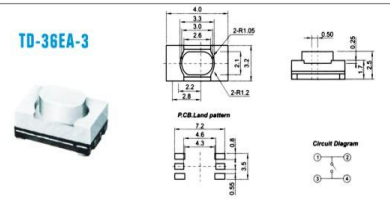

TD-36EA-4

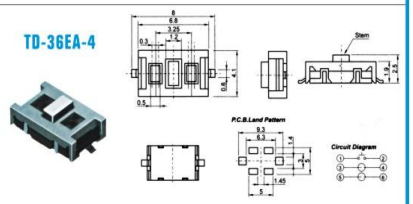

TC-120V

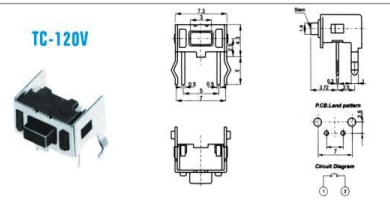

TD-05XB

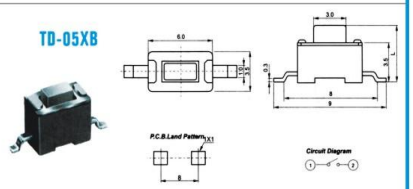

TC-121V

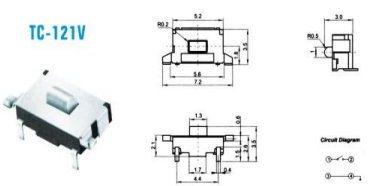

TC-0120

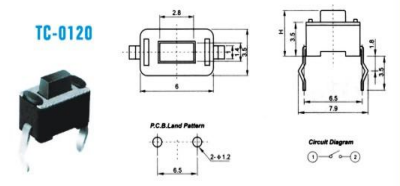

TC-122V

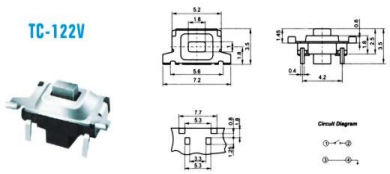

TD-11XA

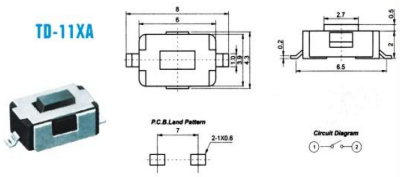

TD-15XA-1

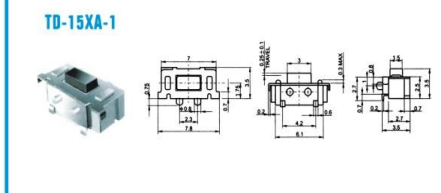

TD-29XA

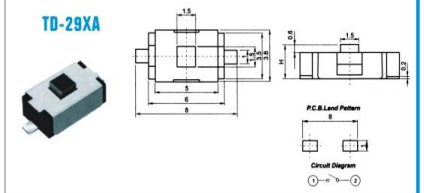

TD-19XA

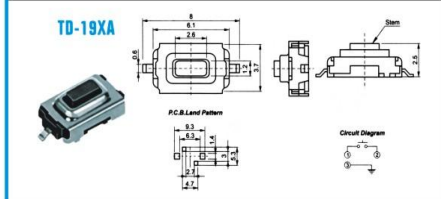

TC-3613

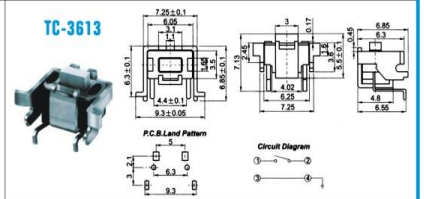

TD-19XA-1

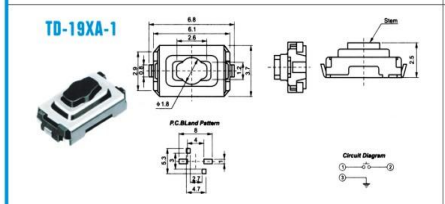

TD-19XA-2

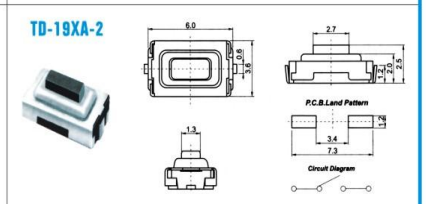

TC-09XA-1

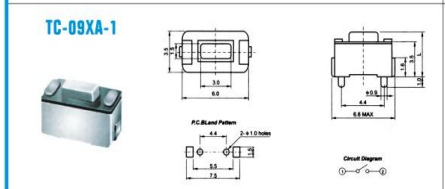

TC-0511

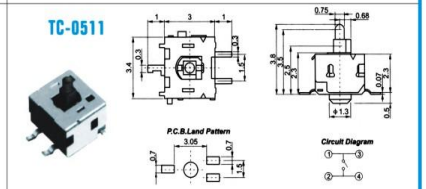

TC-09XA

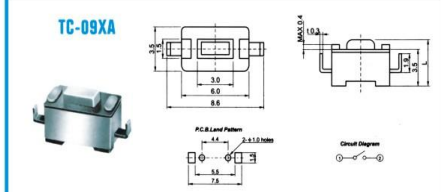

TD-14XA-1

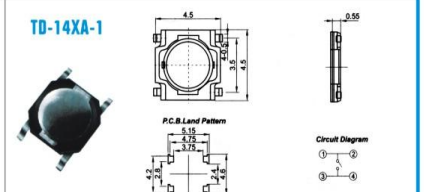

TD-24EA

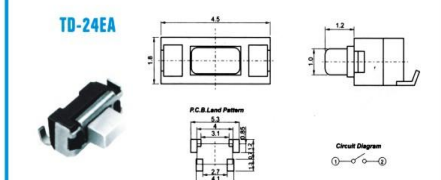

TC-0513

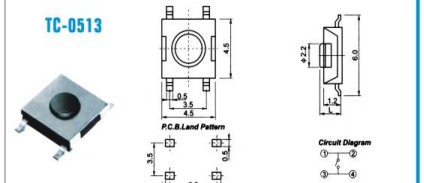

TD-24EA-1

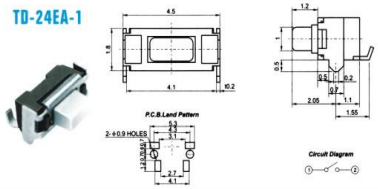

TD-27XA

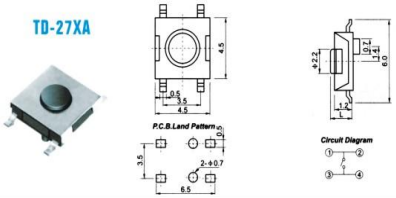

TC-0018

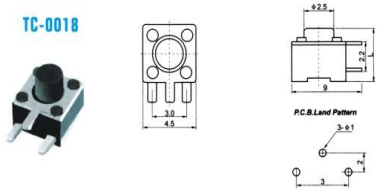

TD-28XA

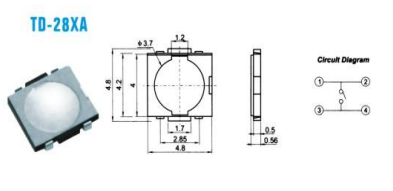

TD-10XA

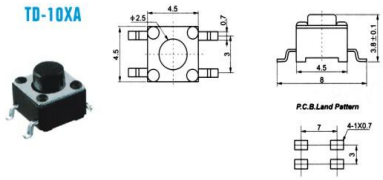

TD-18XA

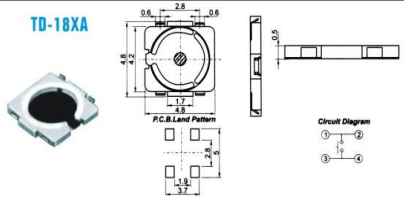

TC-0010

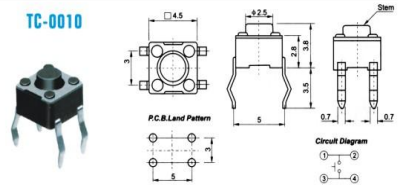

TD-38MU

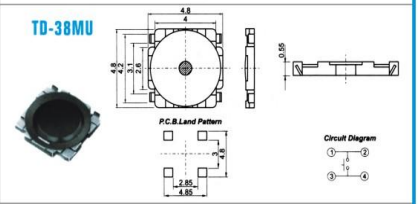

TC-0011

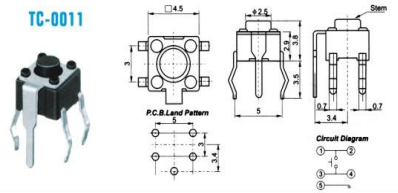

TD-14XA

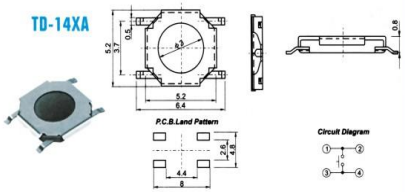

TD-28MU

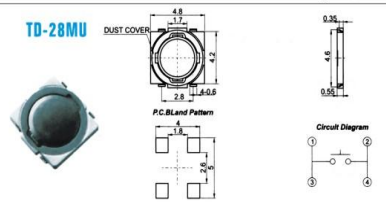

TD-13XA-1

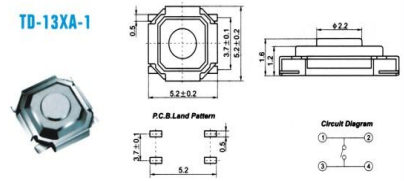

TD-18XA-1

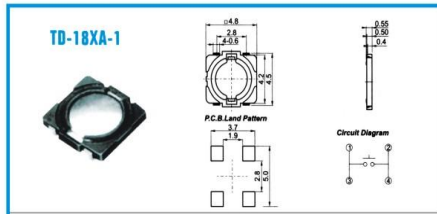

TD-13XA-3

TD-13XA-2

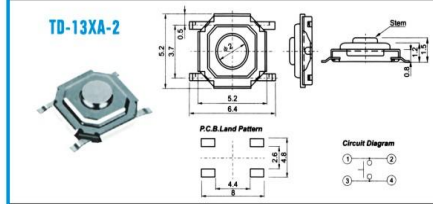

TC-6601

TD-13XA

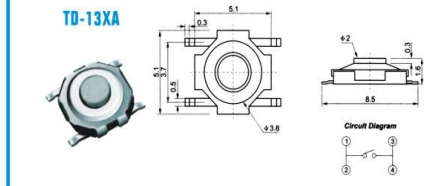

TC-03XG

TD-23XU

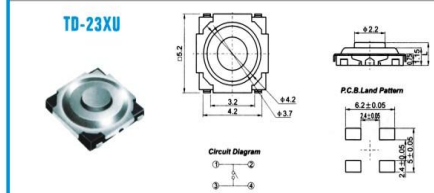

TD-06XG

TD-23XU-1

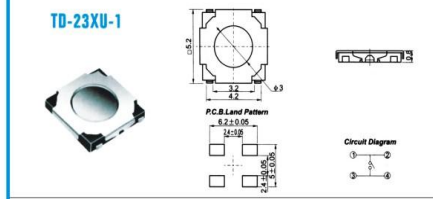

TC-6603

TD-23XU-2

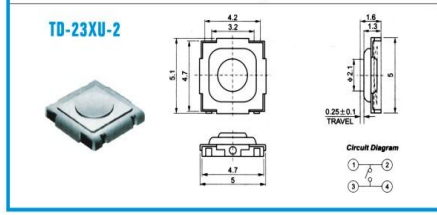

TC-6604

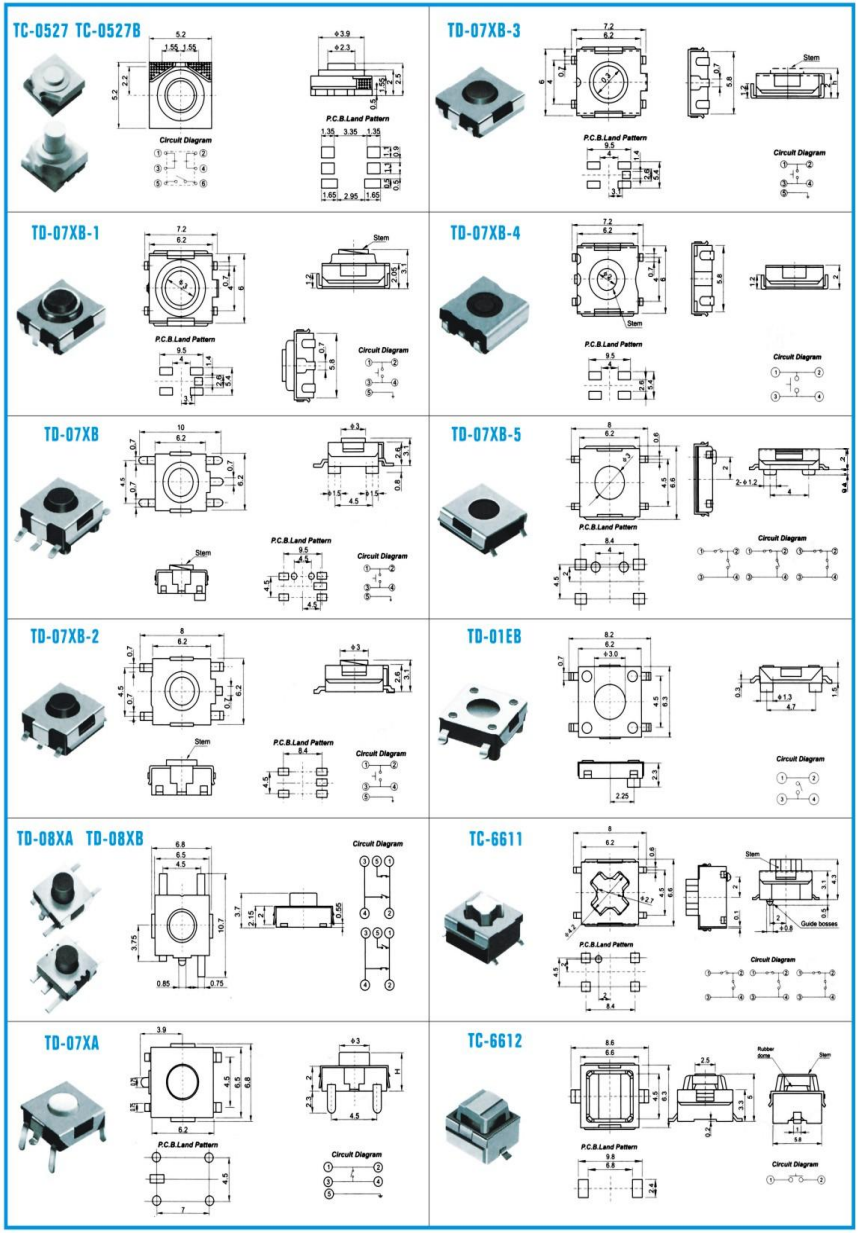

● 輕觸開關系列主要技術指標 Specification of Tact Switch series

使用溫度范圍 Temperature	-25~+85°C	耐壓 Withstand Voltage	AC250V(50Hz)/min
額定負荷 Rated Load	DC 12V 0.1A	插拔力 Actuating Force	1.3±0.5N
接觸電阻 Contact Resistance	≤0.03Ω	壽命 Life	100000次
絶緣電阻 Insulation Resistance	≥100MΩ		

注：1.高度L尺寸可按用戶要求任意選擇；2.頭部形狀分○和□。
Remark: 1. The Length (L) can be set at the full discretion of the consumer.
2. The head can be shaped either round (like O) or square (like□).

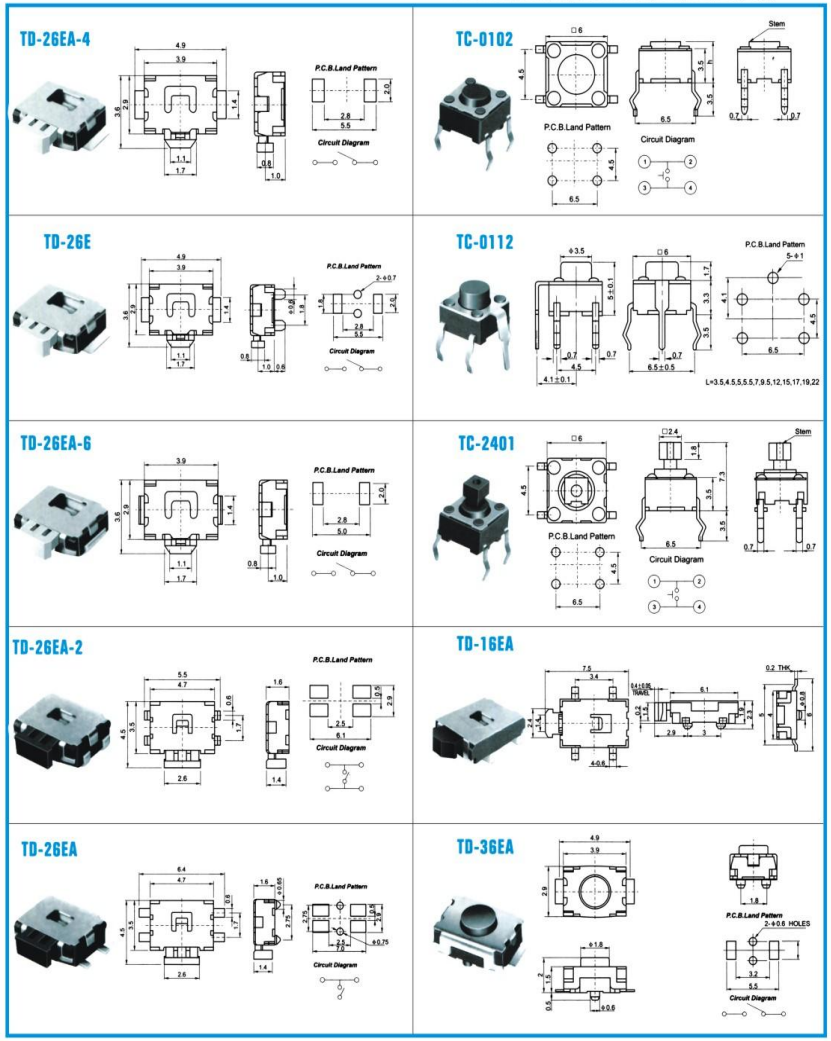

2.5耳机插座 2.5PHONE JACK(SMT)

● 2.5/3.5 SMT插座系列系列主要技術指標 Specification of 2.5/3.5 phone jack(SMT) Series

使用溫度范圍 Temperature	-25~+85°C	耐壓 Withstand Voltage	AC500V(50Hz)/min
額定負荷 Rated Load	DC 12V 0.1A	插拔力 Actuating Force	3~20N
接觸電阻 Contact Resistance	≤0.03Ω	壽命 Life	5000次
絶緣電阻 Insulation Resistance	≥100MΩ		

PJ2050

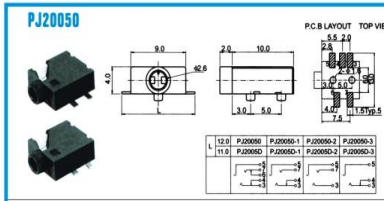

PJ20090

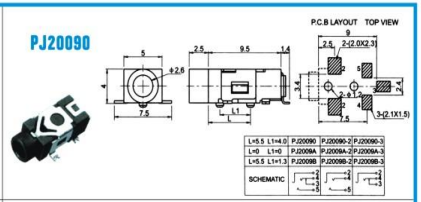

PJ2005A

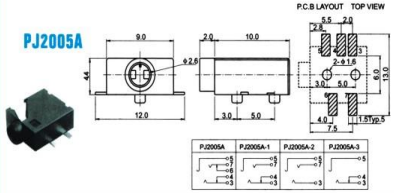

PJ2009C

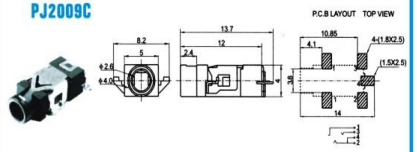

PJ2005C

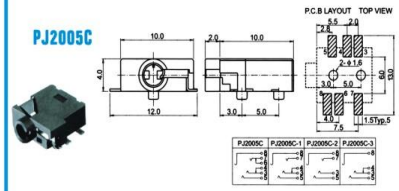

PJ20170

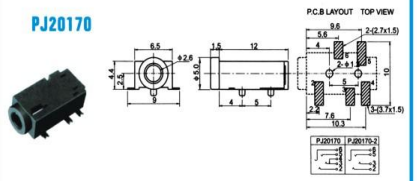

PJ20080

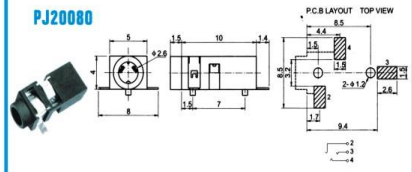

PJ20180

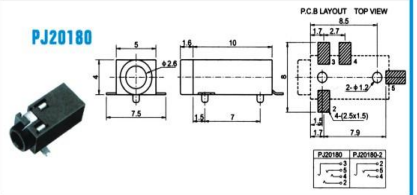

PJ2008A

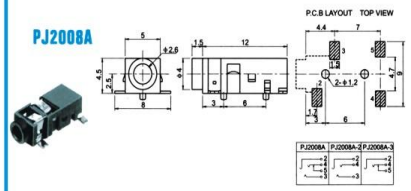

PJ2018B

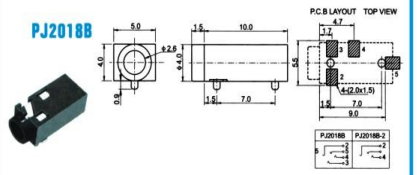

2.5耳机插座 2.5PHONE JACK(SMT)

PJ20340 PJ2034A

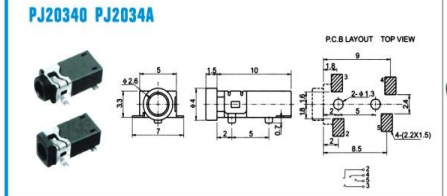

PJ20420

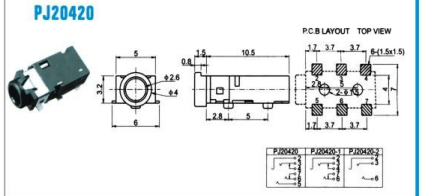

PJ20350 PJ2035A

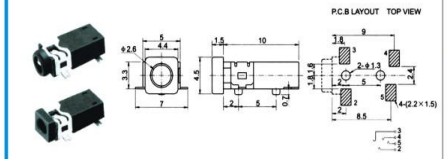

PJ2042A

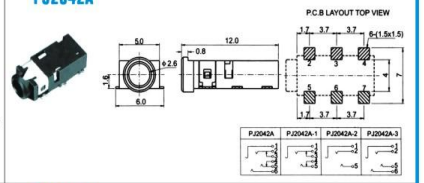

PJ20370

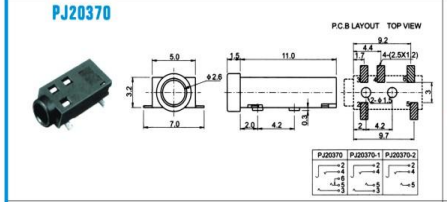

PJ2042B

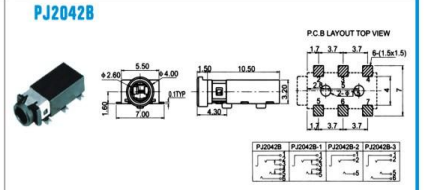

PJ20380

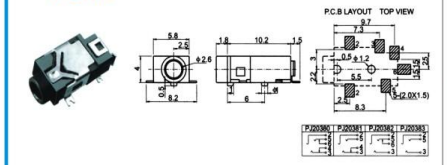

PJ2042C

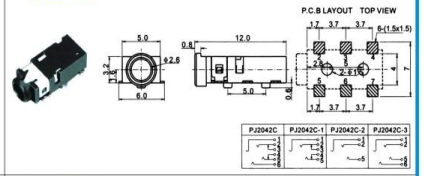

PJ20390

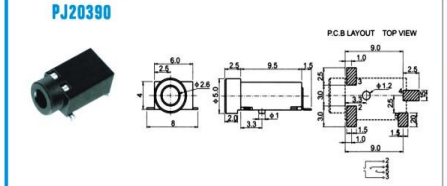

PJ20440

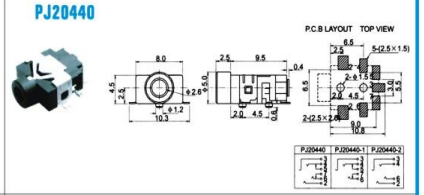

PJ20400

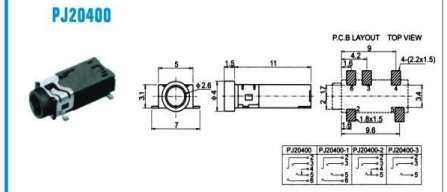

PJ20460 PJ2046A

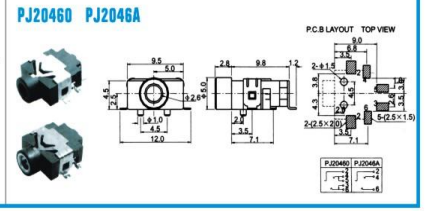

PJ3027E

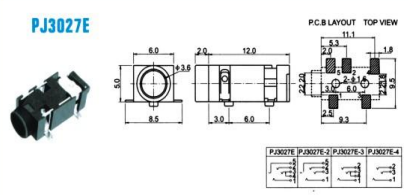

PJ30650

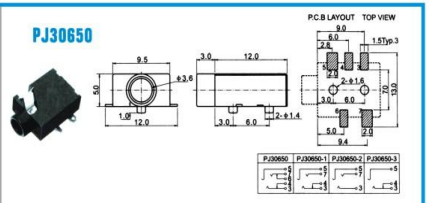

PJ3027F

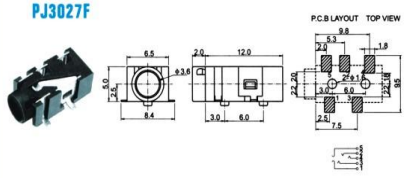

PJ30800

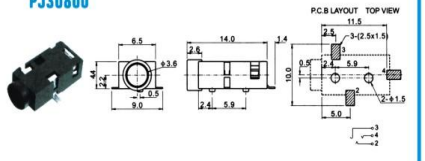

PJ30280

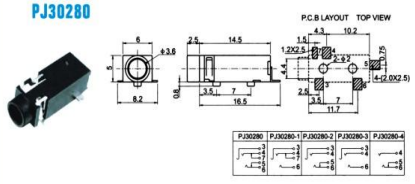

PJ3080A

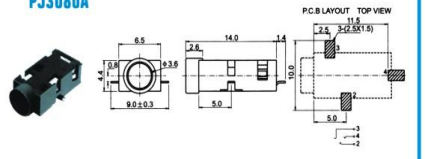

PJ3028B

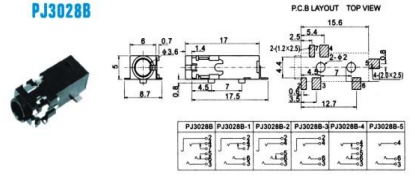

PJ30810 PJ3081B

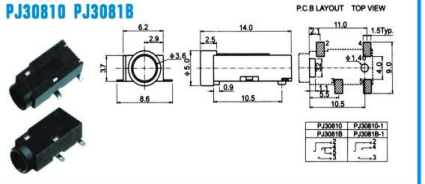

PJ30470

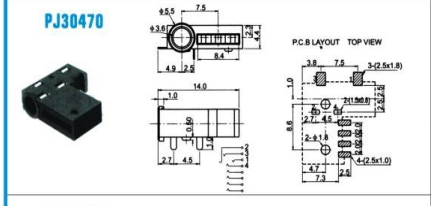

PJ30820

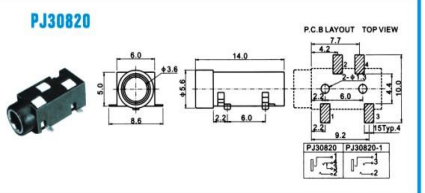

PJ30480

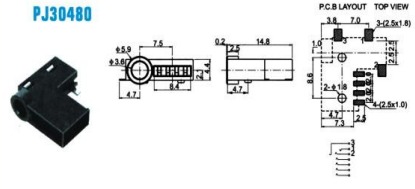

PJ30930

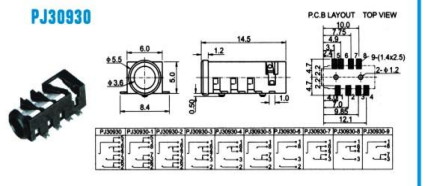

PJ20480

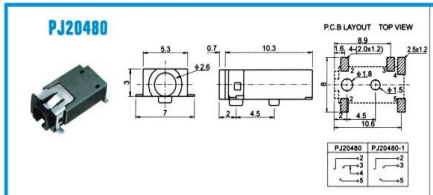

PJ3020G

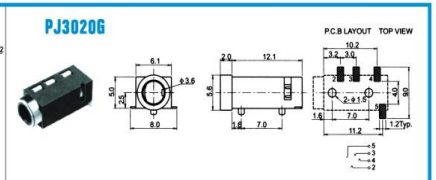

PJ20500 PJ20510

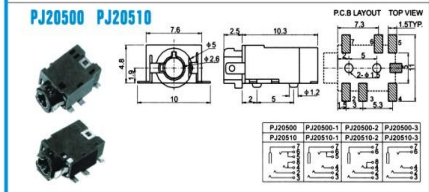

PJ3021A

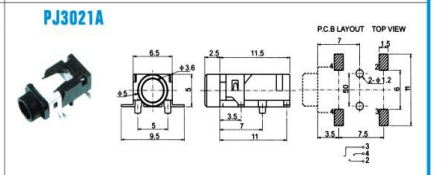

PJ3013D

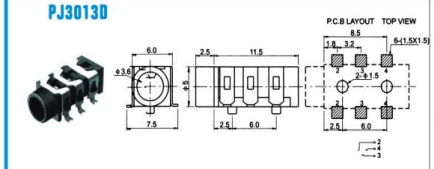

PJ30260

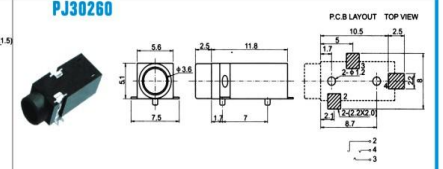

PJ3013E

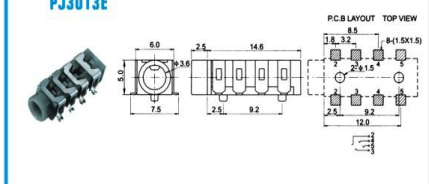

PJ3027A

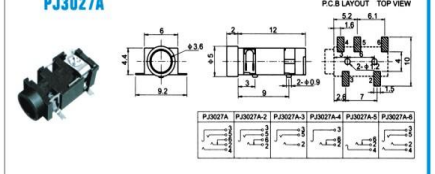

PJ3020B

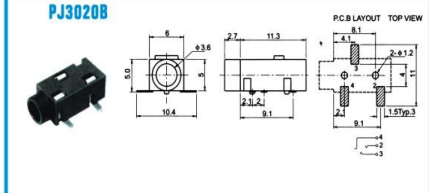

PJ3027C

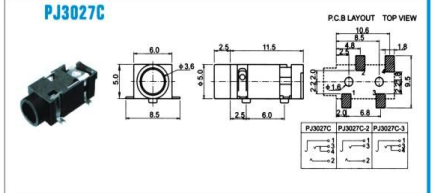

PJ3020D PJ320DS

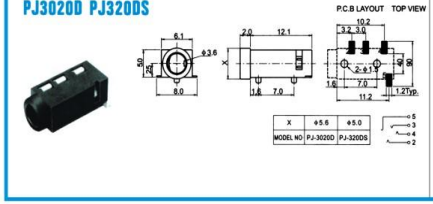

PJ3027H

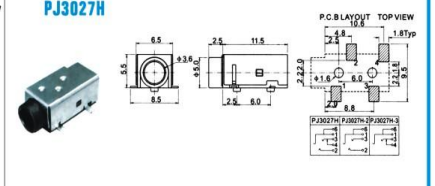

● DC電源插座系列主要技術指標 Specification of DC POWER JACK

使用溫度范圍 Temperature	-30~70°C	耐壓 Withstand Voltage	AC500V(50Hz)/min
額定負荷 Rated Load	DC 30V 1.0 A	插拔力 Actuating Force	3~20N
接觸電阻 Contact Resistance	≤0.03Ω	壽命 Life	5000次
絶緣電阻 Insulation Resistance	≥100MΩ		

DC00010

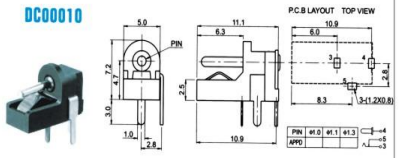

DC00030

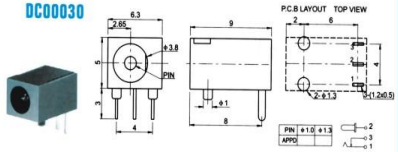

DC0001A

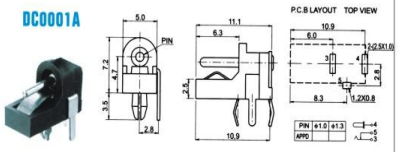

DC0003A

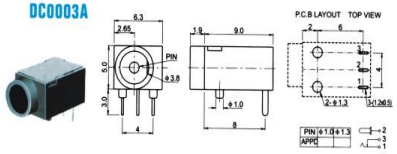

DC00020

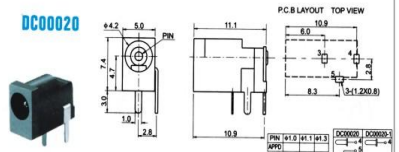

DC0003C

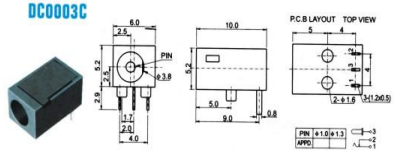

DC0002A

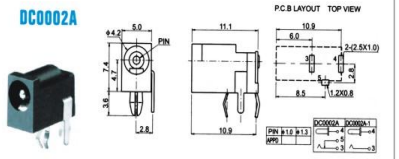

DC0003D

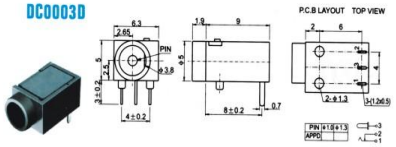

DC0002D

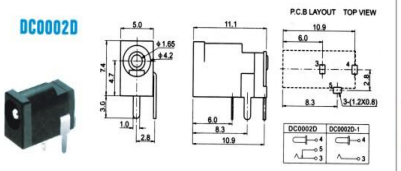

DC00040

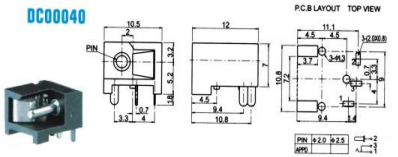

DC0004A

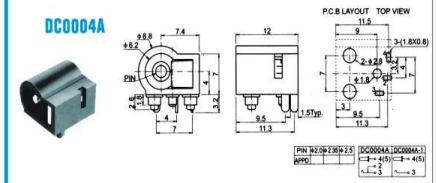

DC0005F

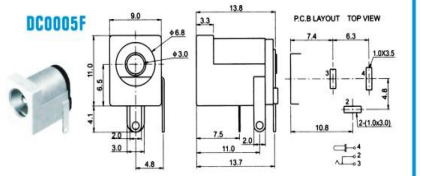

DC0005O

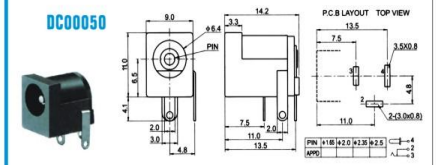

DC0005G

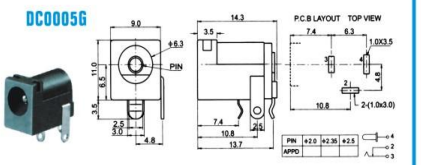

DC0005A

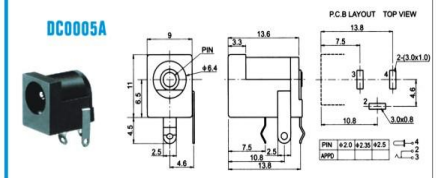

DC00060

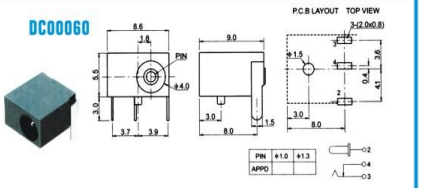

DC0005B

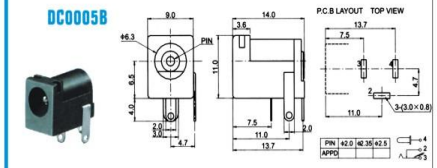

DC0006B

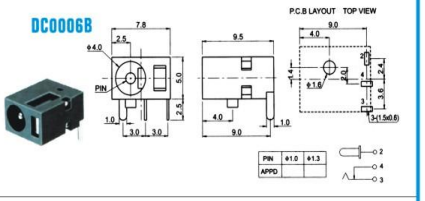

DC0005C

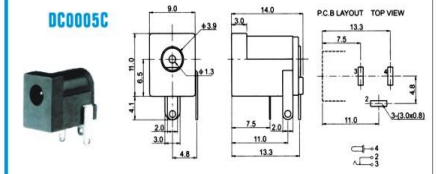

DC0006C

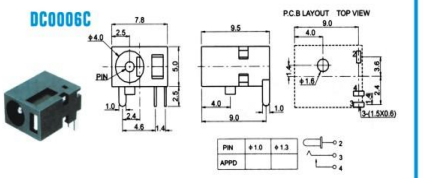

DC0005E DC0005D

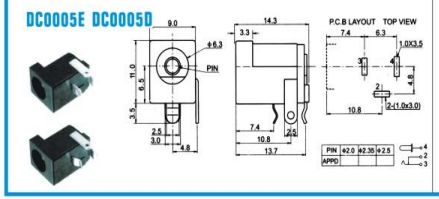

DC0006D